



2020 ARIZONA VOTER POLL

Survey Methodology

2

- N=1,036 Arizona registered voters; Latino oversample N=502
- Field dates: March 6-11, 2020
- English or Spanish, according to respondent preference
- Blended mode: online and live phone interviews (cell and landline)
- Margin of error Arizona statewide \pm 3.0 percentage points
- Margin of error for Latino oversample \pm 4.4 percentage points

Issue Priorities

(On the whole, what are the most important issues facing your community that you think Congress and the President should address?)

3

Arizona Statewide

Lowering health care costs	33%
Border security to control immigration	21%
Stopping Trump and the GOP agenda	15%
Improving wages and incomes	13%
Climate change / pollution	13%

Arizona Latinos

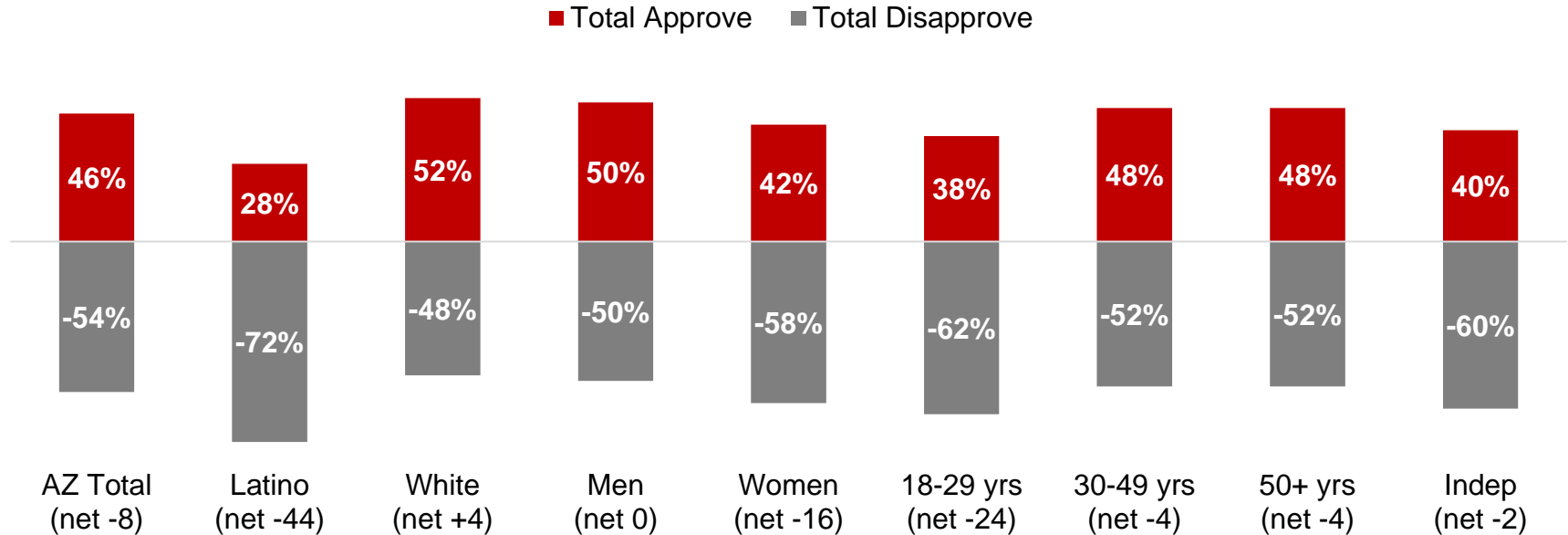
Lowering health care costs	36%
Improving wages and incomes	16%
Creating more jobs	14%
Improve K-12 edu / schools	13%
Stopping racism against immigrants and Latinos	11%

Source: Univision News / ASU CLAPR 2020 Arizona Voter Poll March 6-11 (N=1,036) MoE +/- 3.0%

Trump Approval

(Overall, do you approve or disapprove of the way Donald Trump is handling his job as President?)

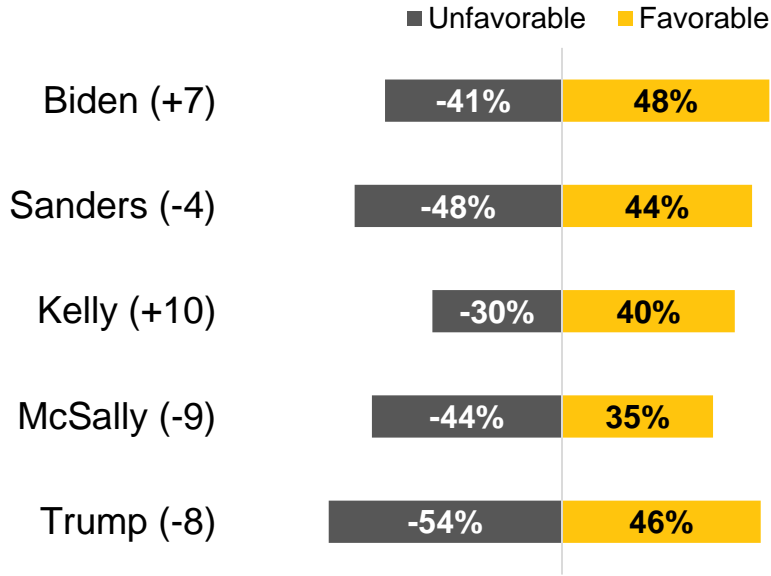
4



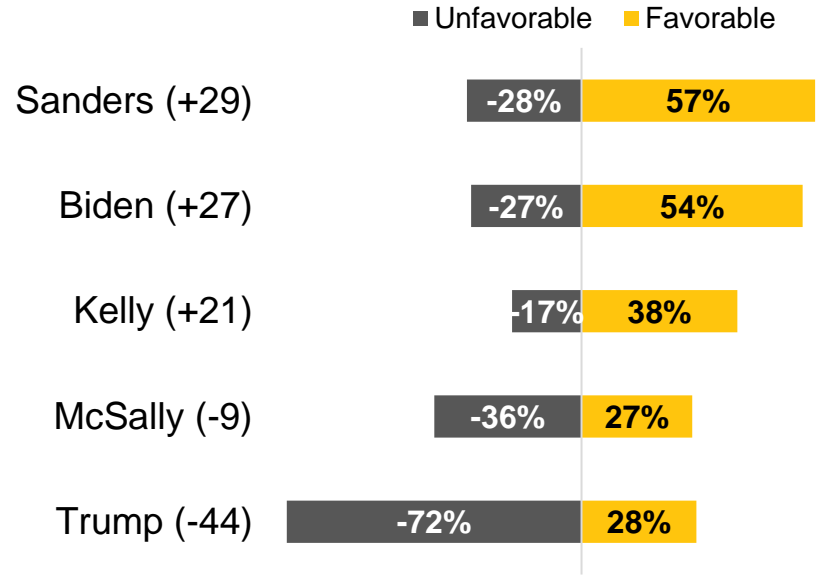
Source: Univision News / ASU CLAPR 2020 Arizona Voter Poll March 6-11 (N=1,036) MoE +/- 3.0%

Candidate Approval

Arizona Statewide



Arizona Latinos



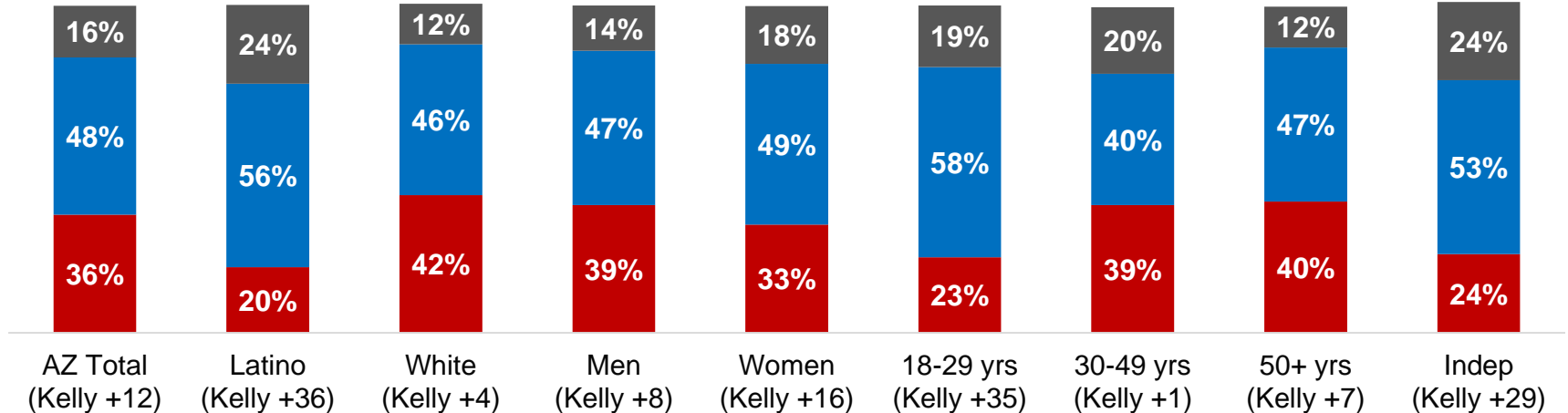
Source: Univision News / ASU CLAPR 2020 Arizona Voter Poll March 6-11 (N=1,036) MoE +/- 3.0%

Arizona U.S. Senate Race

(Thinking about the 2020 election for U.S. Senate here in Arizona, do you plan to vote for..)

6

■ McSally ■ Kelly ■ Undecided



Source: Univision News / ASU CLAPR 2020 Arizona Voter Poll March 6-11 (N=1,036) MoE +/- 3.0%

Democratic Primary Vote

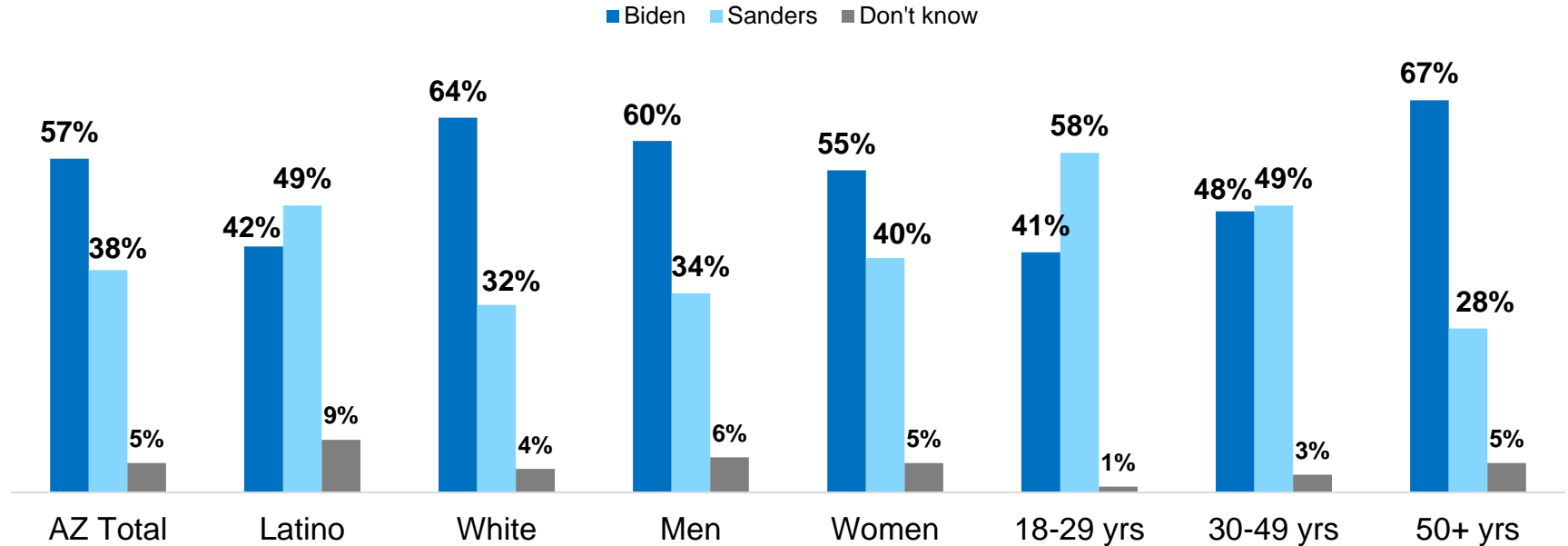
(*Among Democrats*) Among the Democratic candidates running for President, who are you currently planning to vote for in the primary?)

	Arizona	Latino	White	Men	Women	18-29 yrs	30-49 yrs	50+ yrs
Biden	51%	39%	58%	53%	51%	36%	45%	61%
Sanders	34%	44%	29%	30%	37%	54%	47%	24%
Don't know	8%	13%	5%	9%	7%	1%	3%	8%
Other	5%	2%	8%	7%	4%	4%	3%	8%
Gabbard	1%	2%	0%	2%	1%	6%	2%	

2-Person Primary – Biden v. Sanders

(*Among Democrats*) If the Democratic Primary candidates are Joe Biden and Bernie Sanders, who will you vote for?

8



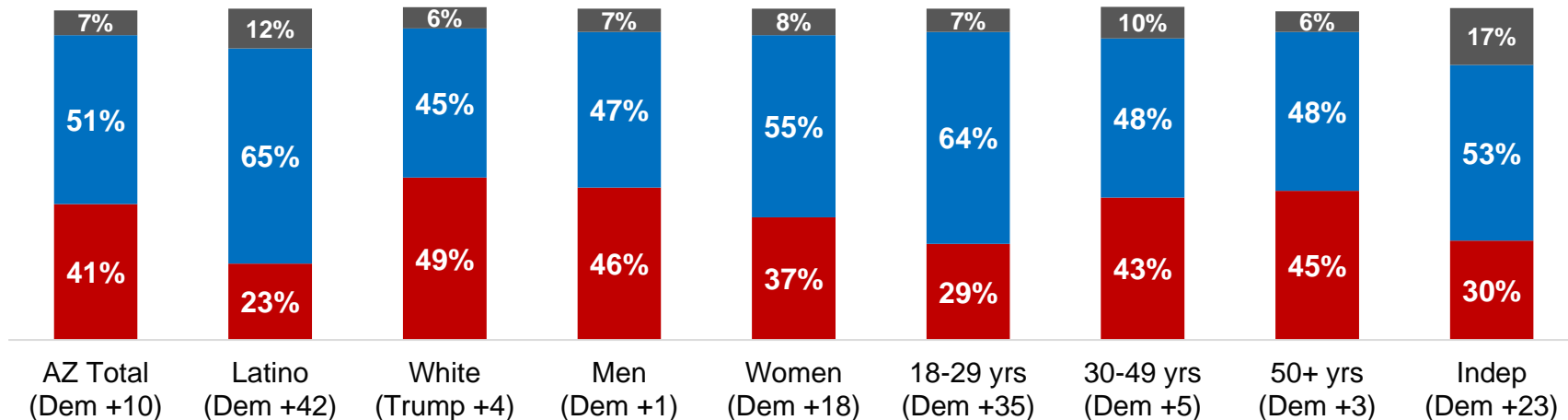
Source: Univision News / ASU CLAPR 2020 Arizona Voter Poll March 6-11 (N=1,036) MoE +/- 3.0%

Presidential Vote – Generic Democrat

(Thinking ahead to the 2020 election for President of the United States, do you plan to vote for Donald Trump or the Democratic nominee?)

9

■ Trump ■ Democratic candidate ■ Undecided



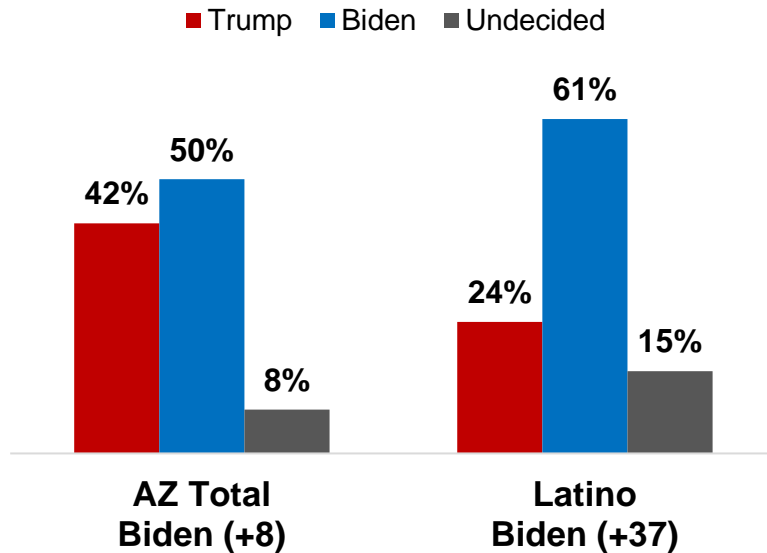
Source: Univision News / ASU CLAPR 2020 Arizona Voter Poll March 6-11 (N=1,036) MoE +/- 3.0%

November Match-Ups

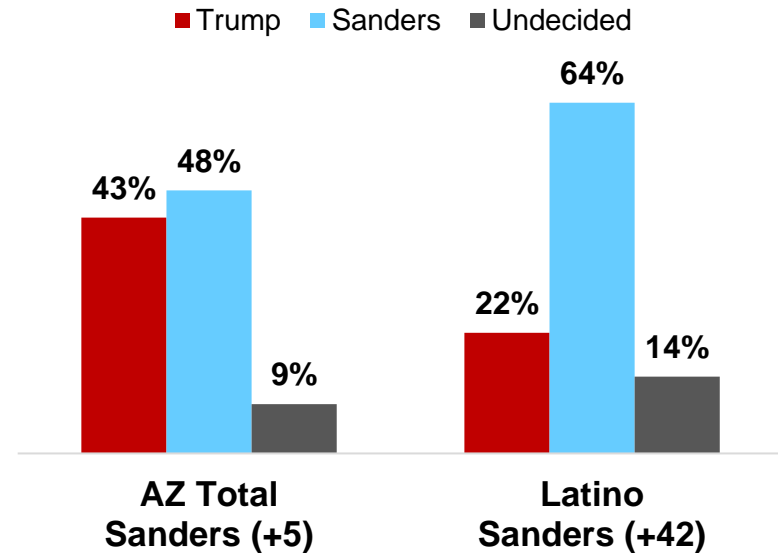
(If the presidential candidates are Trump and [Biden/Sanders] who will you vote for?)

10

Trump vs Biden



Trump vs Sanders

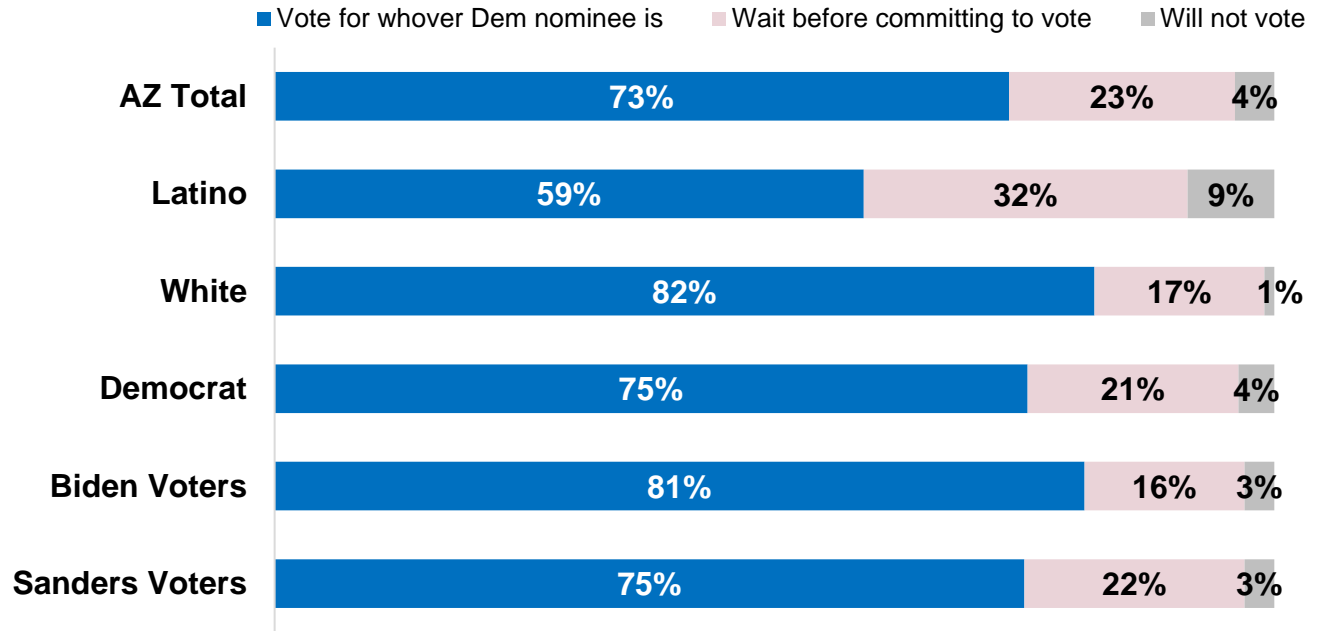


Source: Univision News / ASU CLAPR 2020 Arizona Voter Poll March 6-11 (N=1,036) MoE +/- 3.0%

Will Democrats Vote for Any Democrat?

11

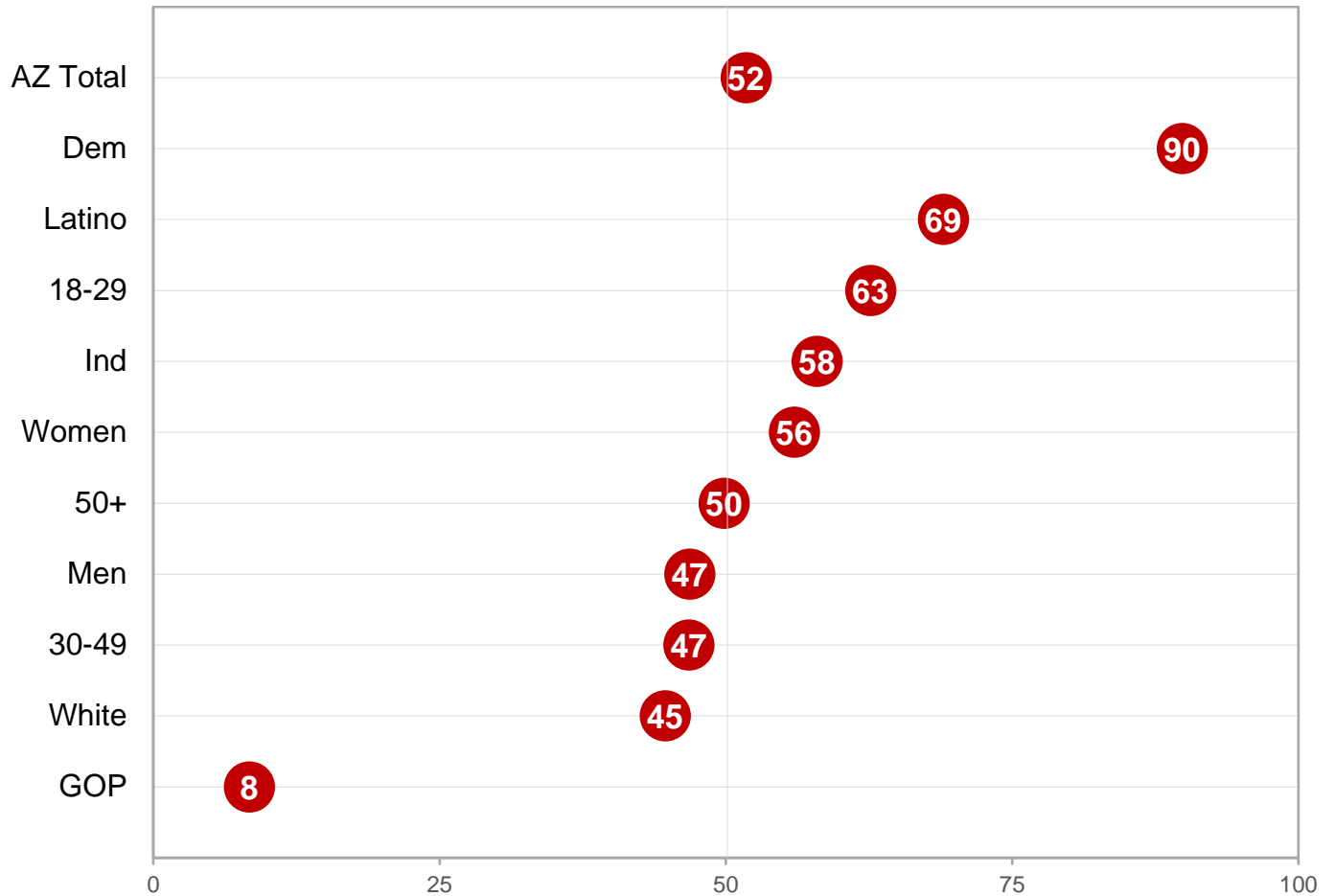
If your top Democratic choice for President is not the nominee to run against Trump, are you planning to: [Vote for whoever the Democratic nominee is / Wait and see who the actual nominee is before committing to vote / If my top choice is not the nominee, I won't vote in 2020.] ?



Source: Univision News / ASU CLAPR 2020 Arizona Voter Poll March 6-11 (N=1,036) MoE +/- 3.0%

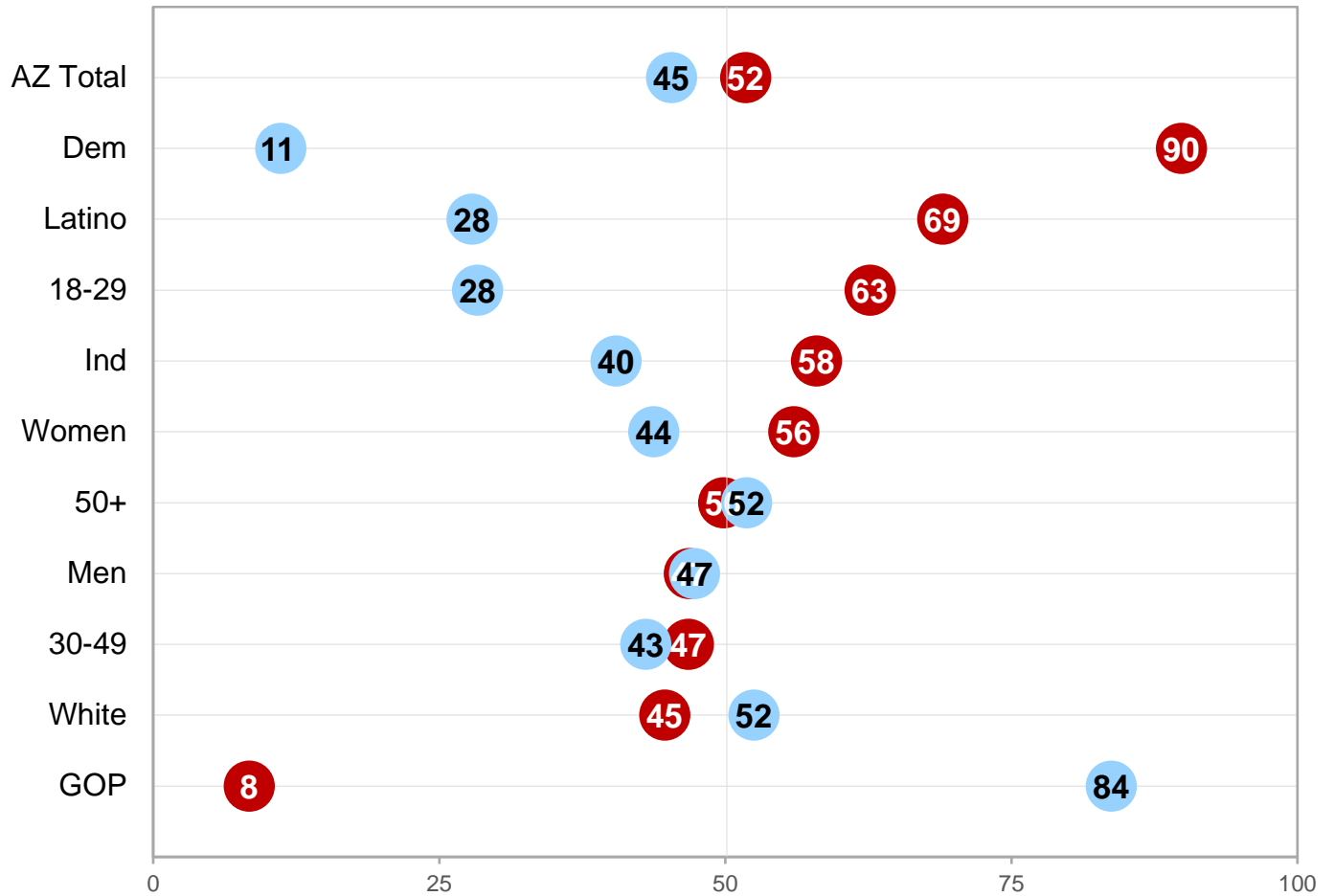
Are there any candidates that you would absolutely not vote for under any condition?

● Never Trump



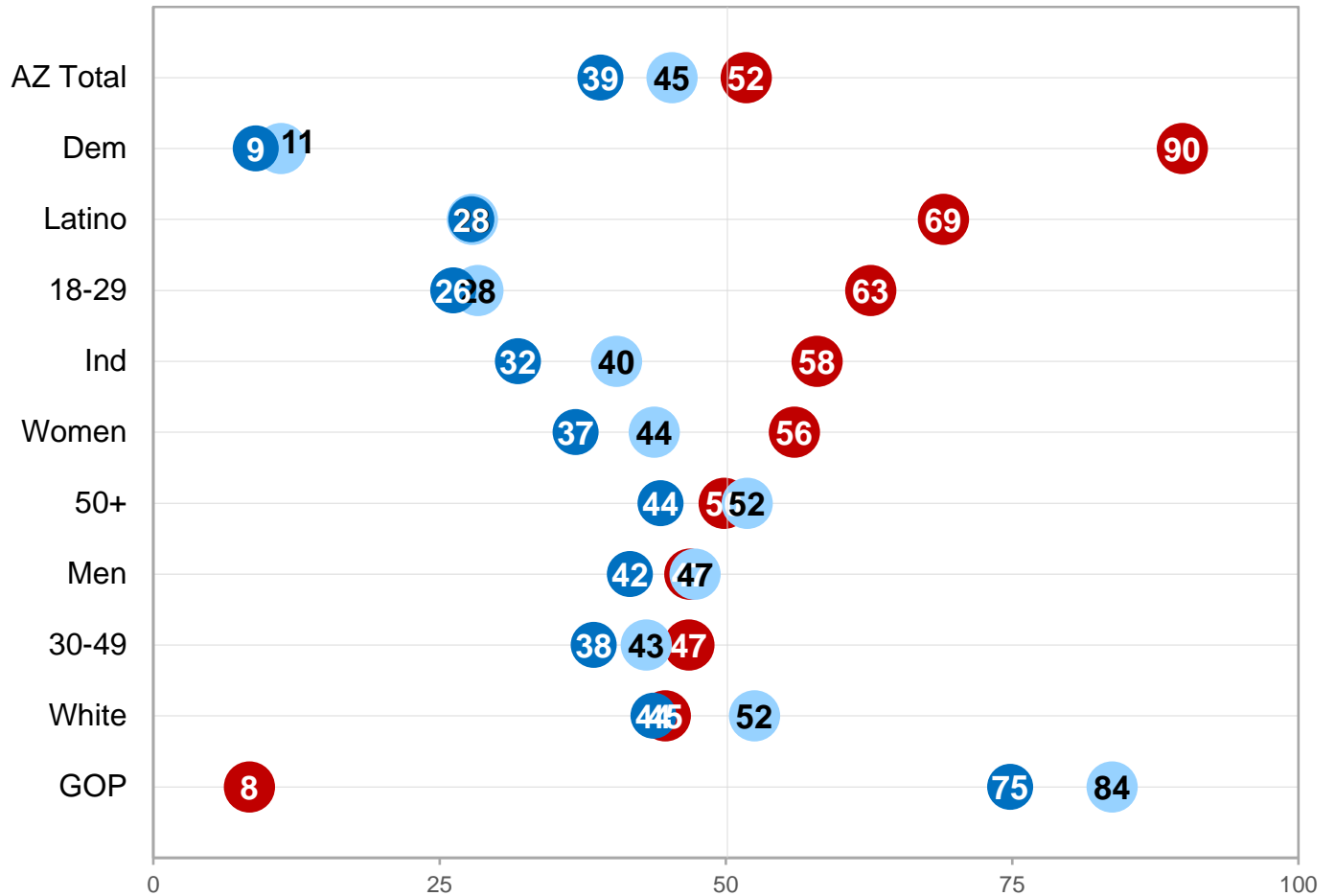
Are there any candidates that you would absolutely not vote for under any condition?

- Never Trump
- Never Sanders



Are there any candidates that you would absolutely not vote for under any condition?

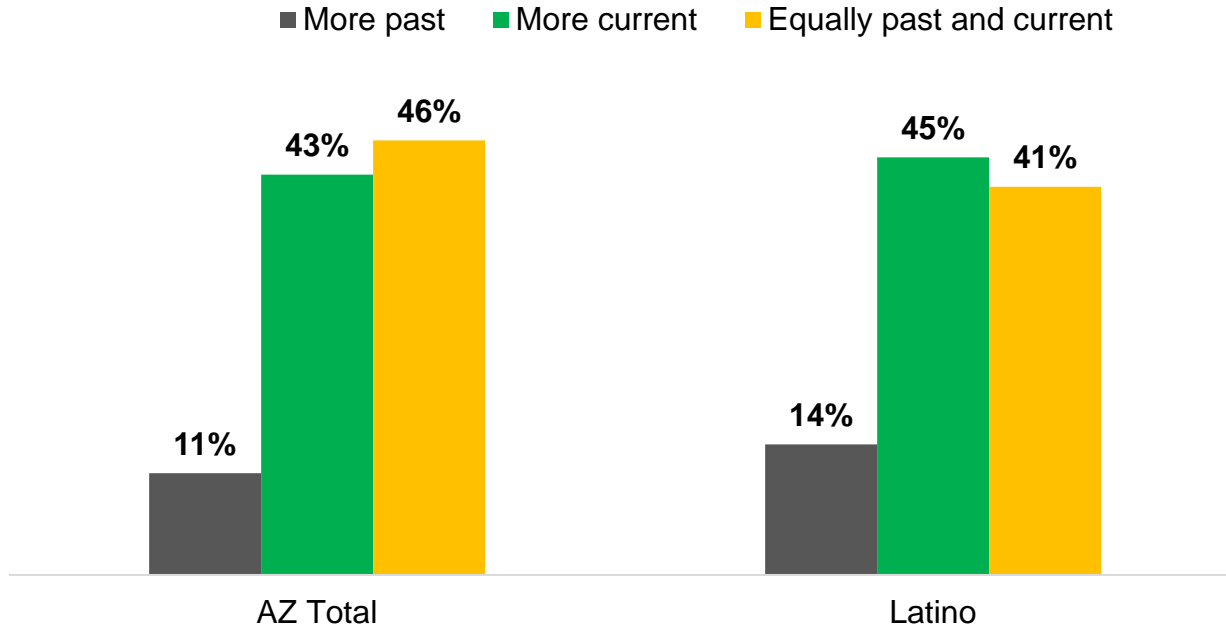
- Never Trump
- Never Sanders
- Never Biden



Candidate Past Statements

(Do you care more about a candidate's past statements and policies, or more about what a candidate supports today?)

15

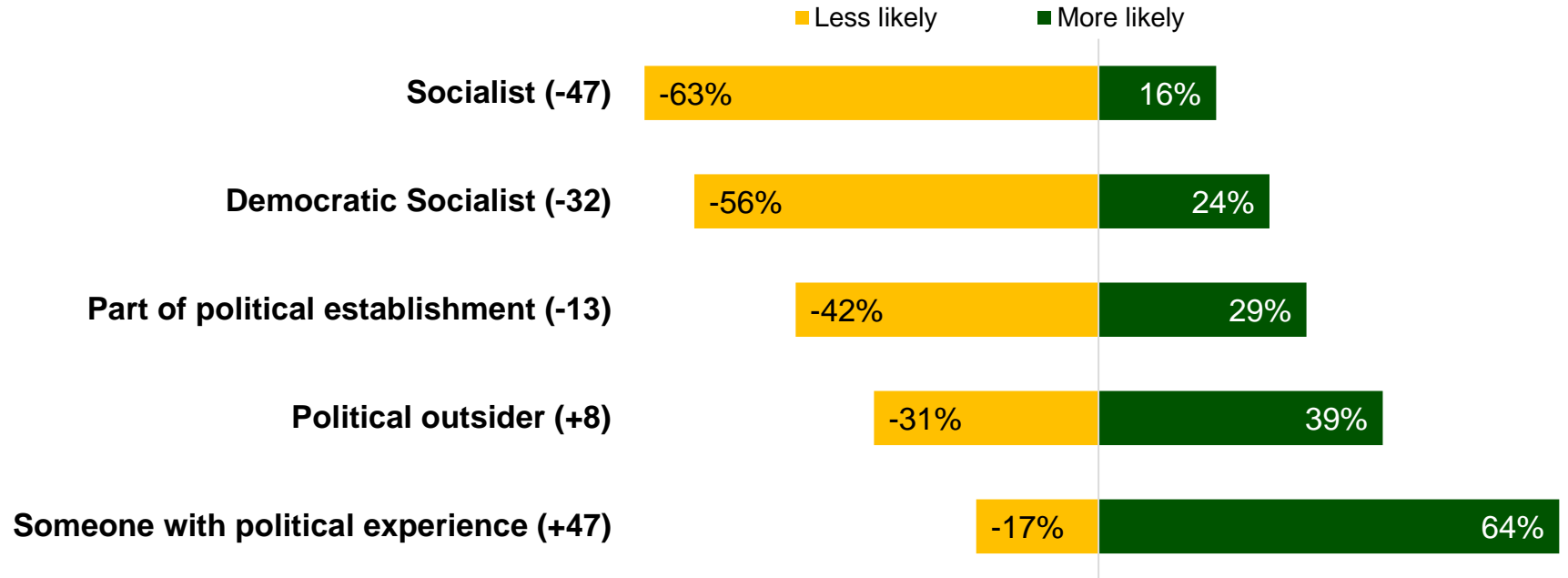


Source: Univision News / ASU CLAPR 2020 Arizona Voter Poll March 6-11 (N=1,036) MoE +/- 3.0%

Candidate Attributes – Arizona Statewide

(Are you more likely or less likely to support a candidate for President who is described as...)

16

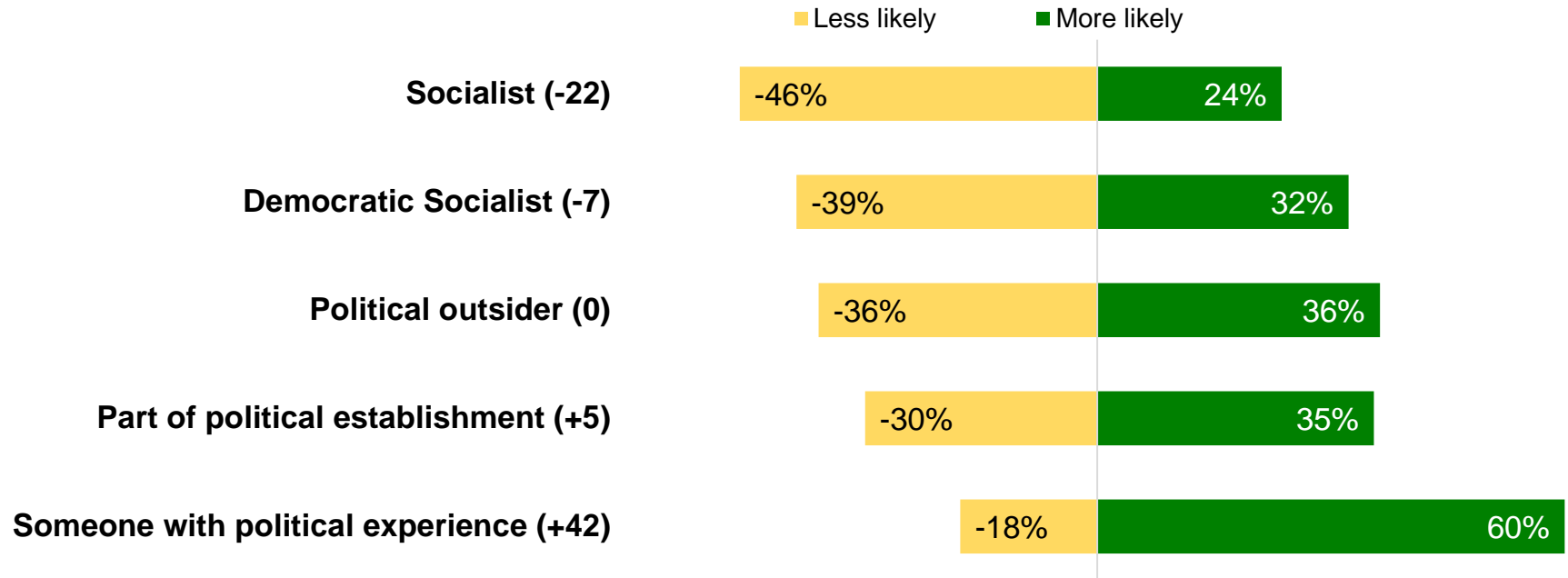


Source: Univision News / ASU CLAPR 2020 Arizona Voter Poll March 6-11 (N=1,036) MoE +/- 3.0%

Candidate Attributes – Arizona Latinos

(Are you more likely or less likely to support a candidate for President who is described as...)

17



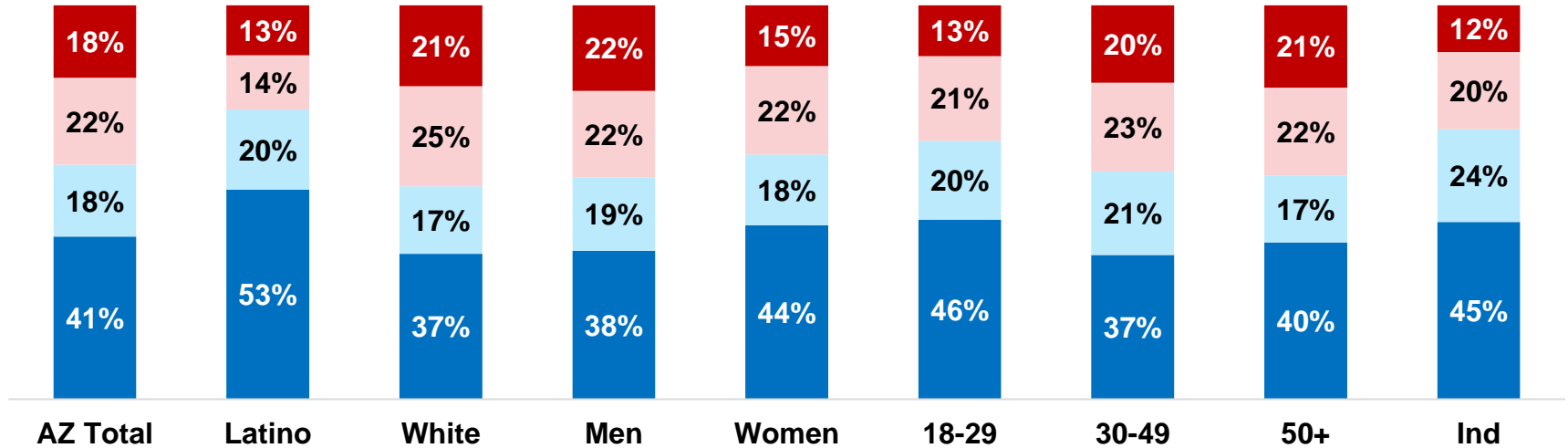
Source: Univision News / ASU CLAPR 2020 Arizona Voter Poll March 6-11 (N=1,036) MoE +/- 3.0%

Personal Economic Situation

(President Trump often states that unemployment is very low and the stock market is doing very well. Do you feel that you have personally benefited, or not, from Donald Trump's economic policies?)

18

■ Not at all ■ Just a little ■ Somewhat ■ A lot



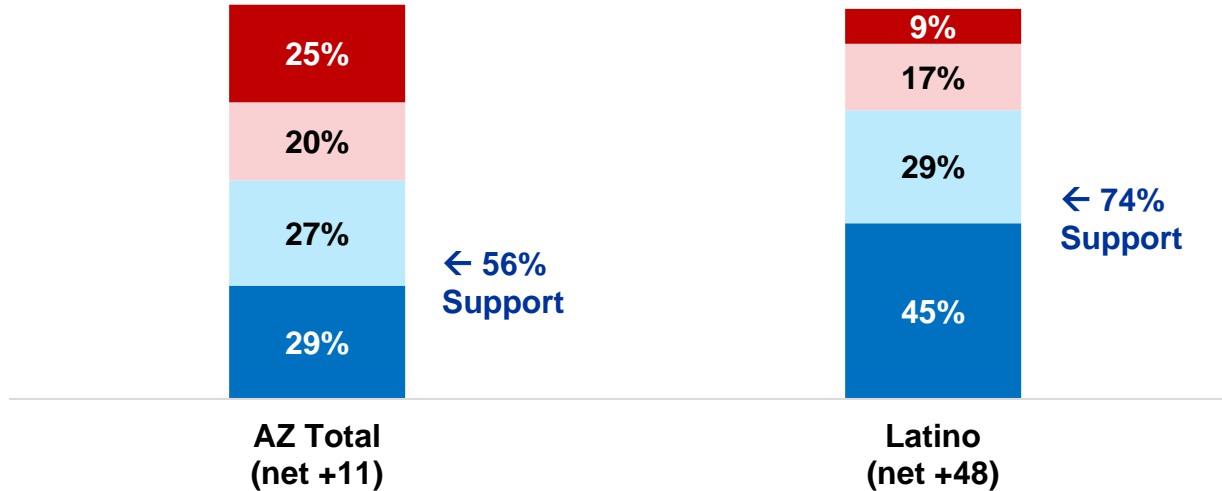
Source: Univision News / ASU CLAPR 2020 Arizona Voter Poll March 6-11 (N=1,036) MoE +/- 3.0%

Medicare for All

(Do you support/ oppose moving towards a Medicare for all health insurance system that guarantees health care for everyone?)

19

■ strongly support ■ somewhat support ■ somewhat oppose ■ strongly oppose

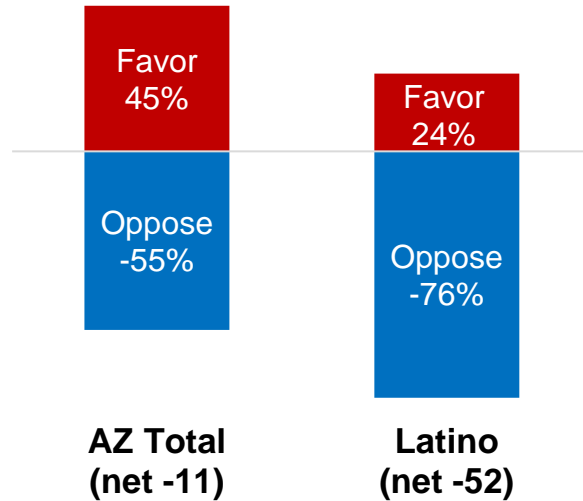


Source: Univision News / ASU CLAPR 2020 Arizona Voter Poll March 6-11 (N=1,036) MoE +/- 3.0%

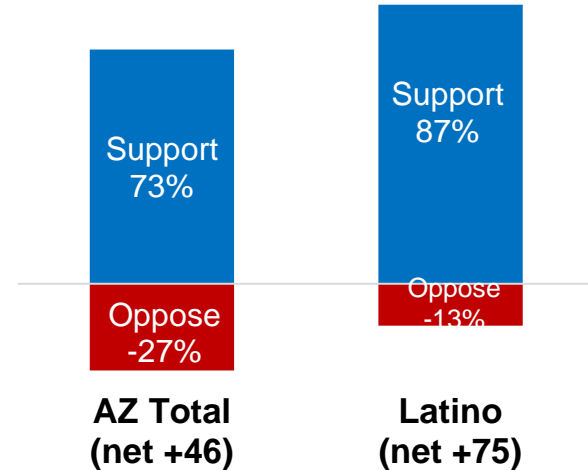
Immigration Policies: Border Wall and DREAMers

20

Do you favor or oppose building a wall along the 2,000-mile border between the United States and Mexico?



Do you support or oppose creating a permanent pathway to citizenship for DREAMERS – young undocumented immigrants who were brought to the country as children, but were raised in this country?

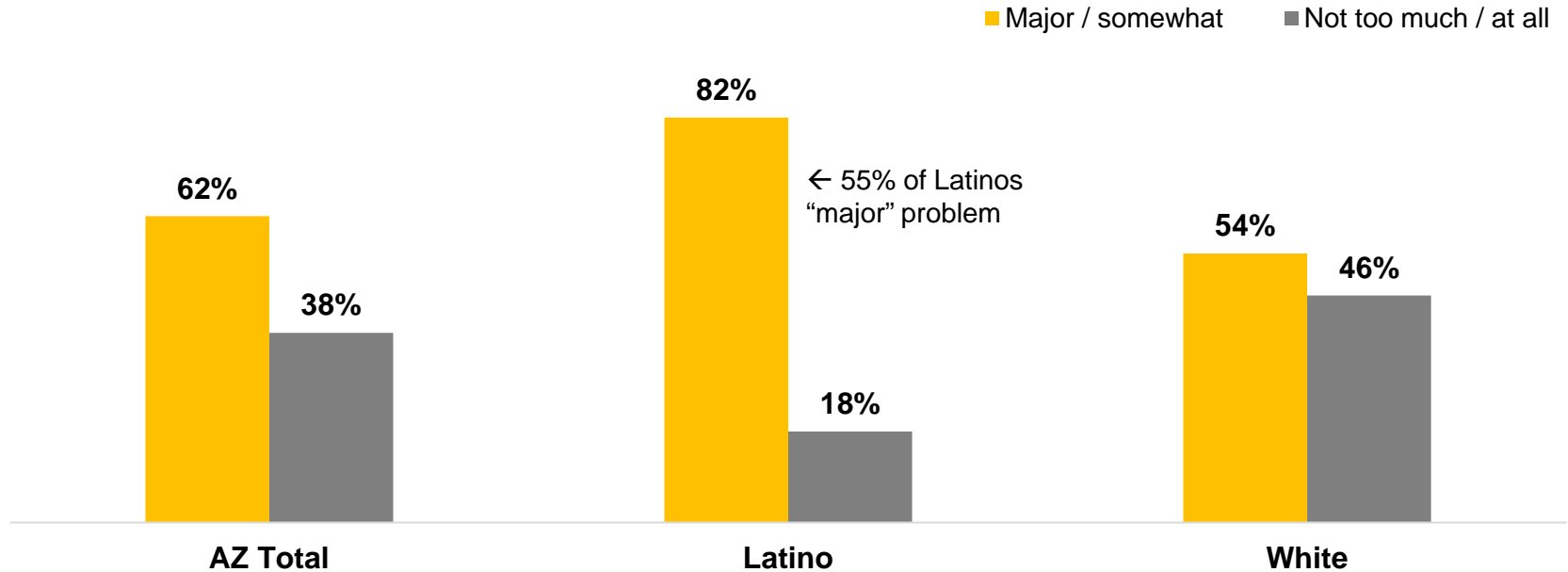


Source: Univision News / ASU CLAPR 2020 Arizona Voter Poll March 6-11 (N=1,036) MoE +/- 3.0%

Racism and Discrimination Against Latinos

(Generally speaking, how much of a problem do you think racism against Latinos and immigrants is today?)

21



Source: Univision News / ASU CLAPR 2020 Arizona Voter Poll March 6-11 (N=1,036) MoE +/- 3.0%

Views on Party Outreach to Latinos

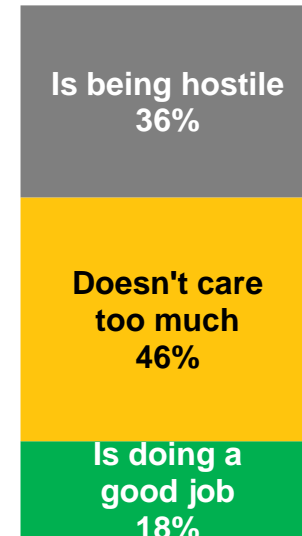
22

In what you have seen so far in the presidential primary campaign, would you say the [Democratic / Republican] candidates are currently doing a good job of reaching out to [Hispanics /Latinos], that they don't care too much about [Hispanics /Latinos], or that they are being hostile towards [Hispanics /Latinos]?

The Democratic Party...



The Republican Party...



Source: Univision News / ASU CLAPR 2020 Arizona Voter Poll March 6-11 (N=1,036) MoE +/- 3.0%



2020 ARIZONA VOTER POLL