



AAPIs in the 2018 Midterm Elections

Key Findings from the Election Eve Poll

2018 American Election Eve Poll



Asian American  Decisions

Latino  Decisions

African American Research Collaborative
Understanding and Communicating Black Political Action

2018 American Election Eve Poll

- ✓ Sample: 9,425 Americans who voted in 2018
- ✓ Field dates: October 31 – November 6, 2018
- ✓ Groups sampled: Latino, African American, Asian American or Pacific Islander Native American, and non-Hispanic White.
- ✓ Geographies sampled: national (Native Americans), 70 battleground congressional districts (Latino, African American, AAPI samples), targeted states (California, Arizona, Nevada, Texas, Georgia, Florida).
- ✓ Sampling frame: voter files, verified voters (early voters and those certain to vote on election day).
- ✓ Interview mode: cell phone, landline, online
- ✓ Languages: English, Spanish, Chinese, Korean, Vietnamese, Tagalog, Hmong

2018 AAPI Election Eve Poll

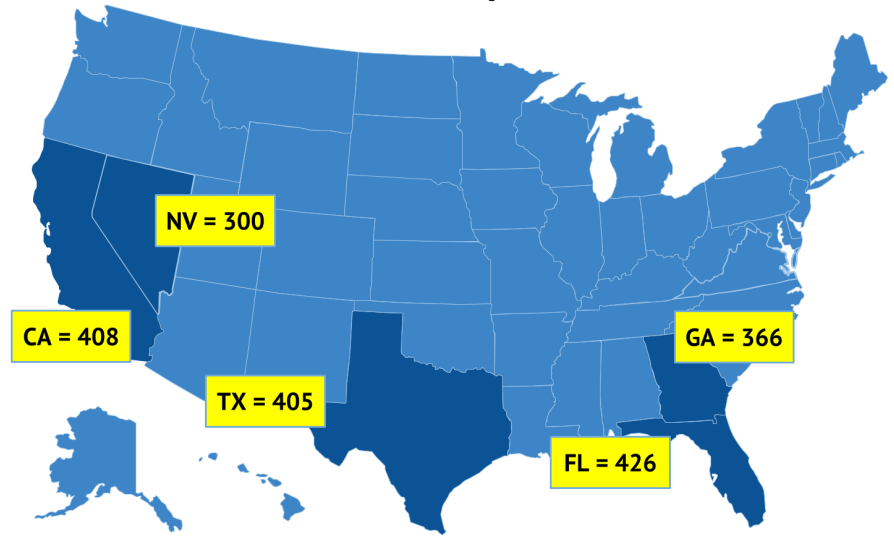
2,505 AAPI voters (margin = $\pm 2\%$)
Battleground sample of 600 ($\pm 4\%$)
State samples in CA, FL, GA, NV, TX ($\pm 5\%$)

Ethnic samples

- 455 Chinese ($\pm 5\%$)
- 522 Filipino ($\pm 4\%$)
- 525 Indian ($\pm 4\%$)
- 174 Japanese ($\pm 7\%$)
- 177 Korean ($\pm 7\%$)
- 291 Vietnamese ($\pm 6\%$)
- 73 Pacific Islander ($\pm 11\%$)
- 288 Other Asian ($\pm 6\%$)

Interviews available in English, Chinese,
Filipino, Hmong, Korean, Vietnamese

National Sample = 2,505 Voters



Key Take-Aways

5

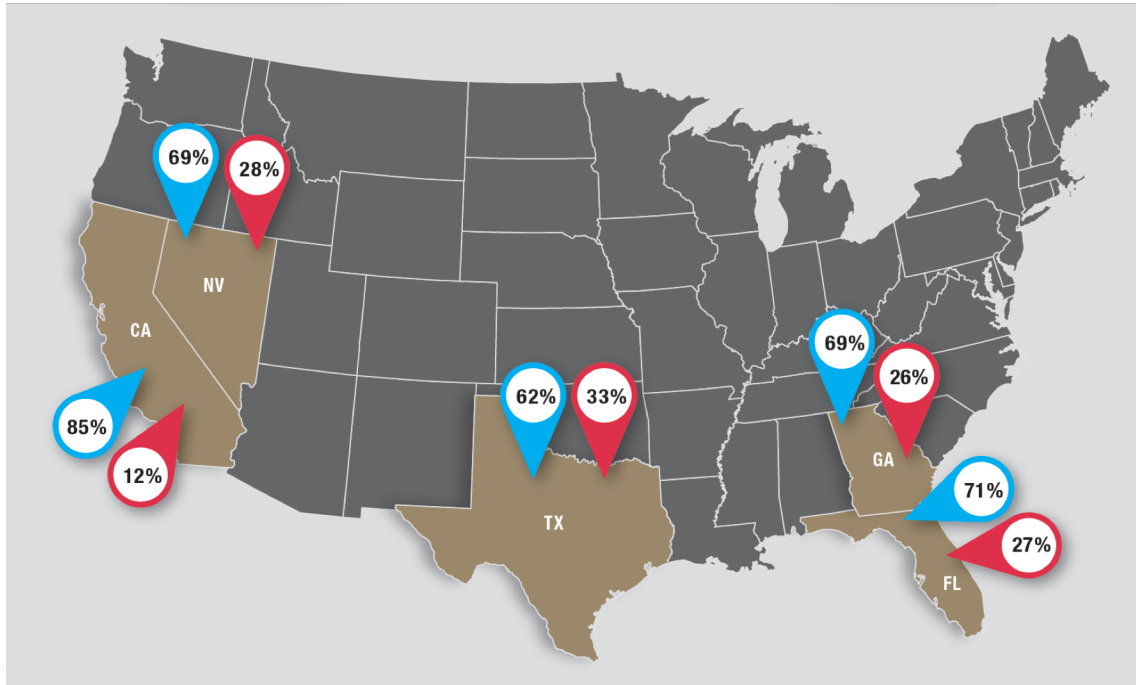
- 1) AAPIs overwhelmingly favored Dems over Reps in 2018.
- 2) Independents, women, young voters leaned heavily Dem.
- 3) AAPI voters were angry at Trump and opposed GOP agenda.
- 4) AAPI voters want positive, progressive policy reform.
- 5) Unusually high levels of outreach and engagement.

THE ASIAN AMERICAN VOTE IN 2018



In the Election for House of Representatives, You Voted For

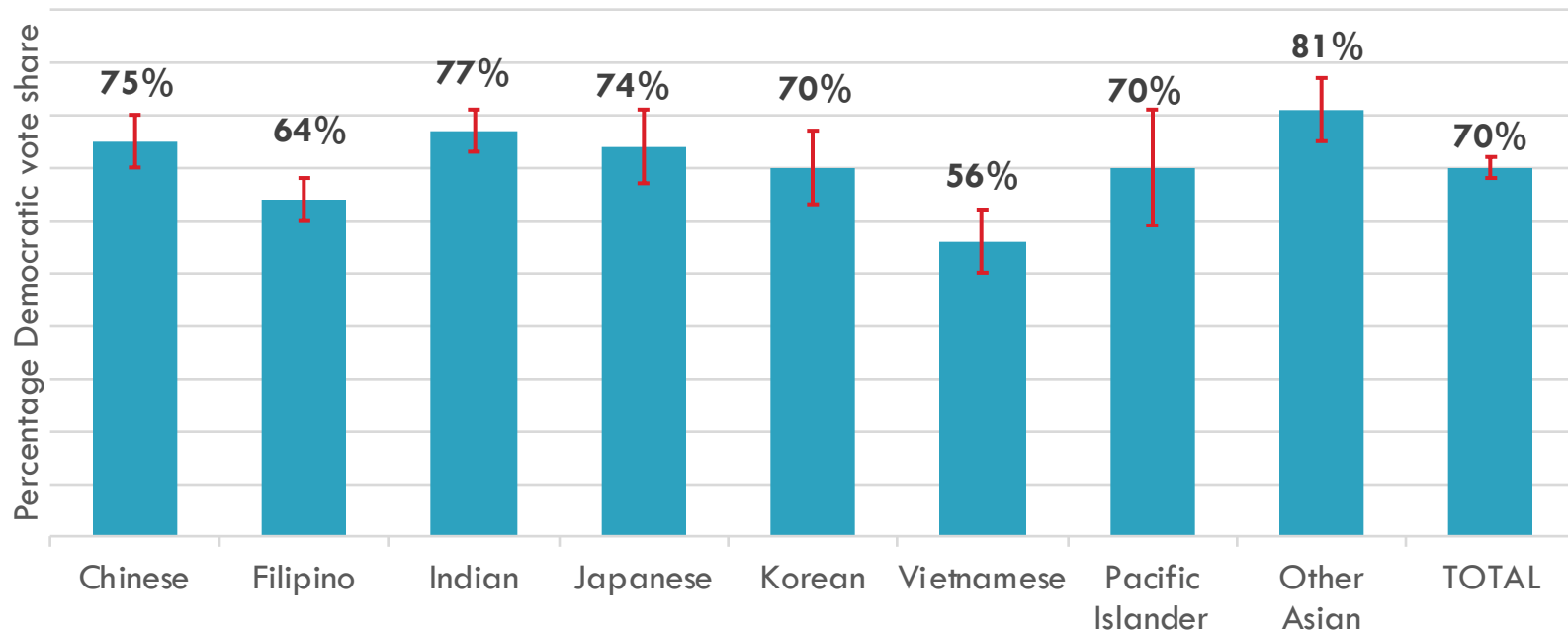
7



- ✓ All battlegrounds:
70% voted Dem,
25% Rep.
- ✓ 2014 Eve poll:
 - ✓ US: 65% D, 32% R
 - ✓ TX: 43% D, 56% R
 - ✓ CA: 70% D, 28% R

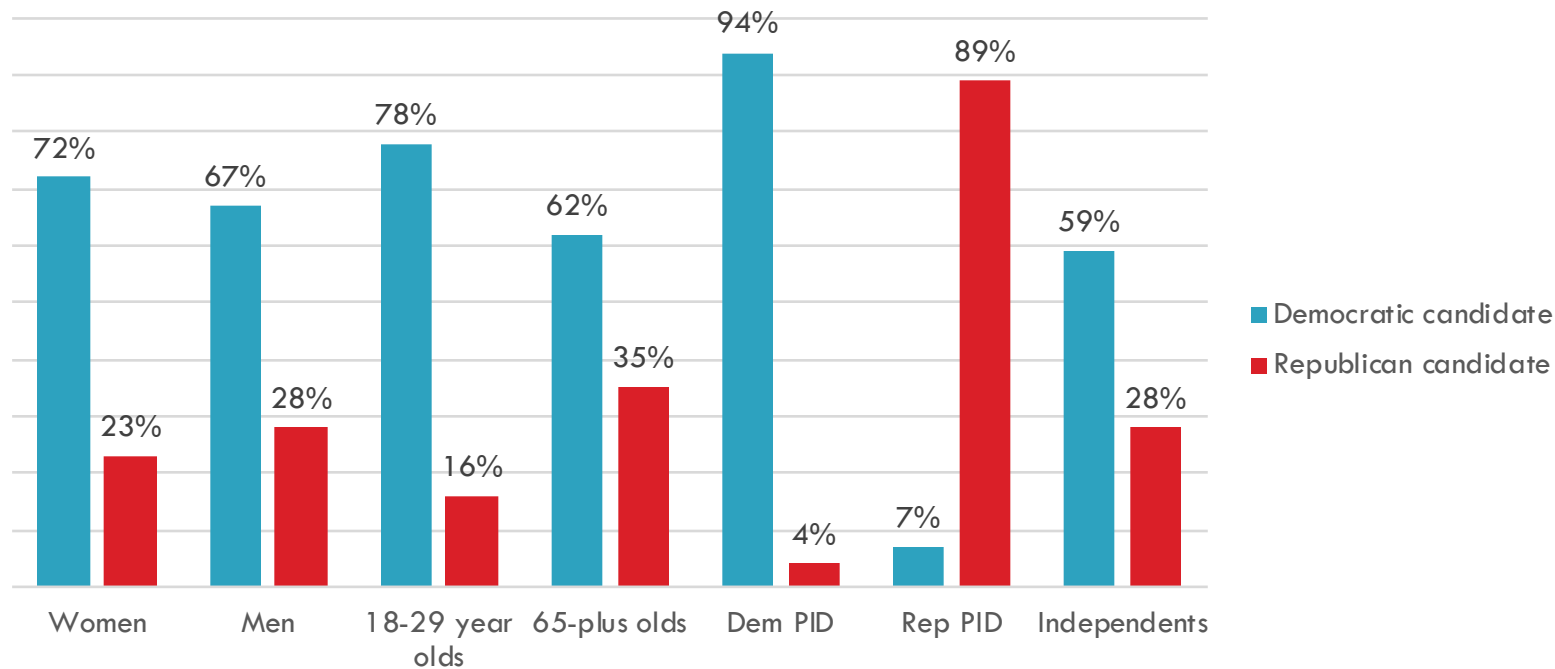
In the Election for House of Representatives, You Voted For

8



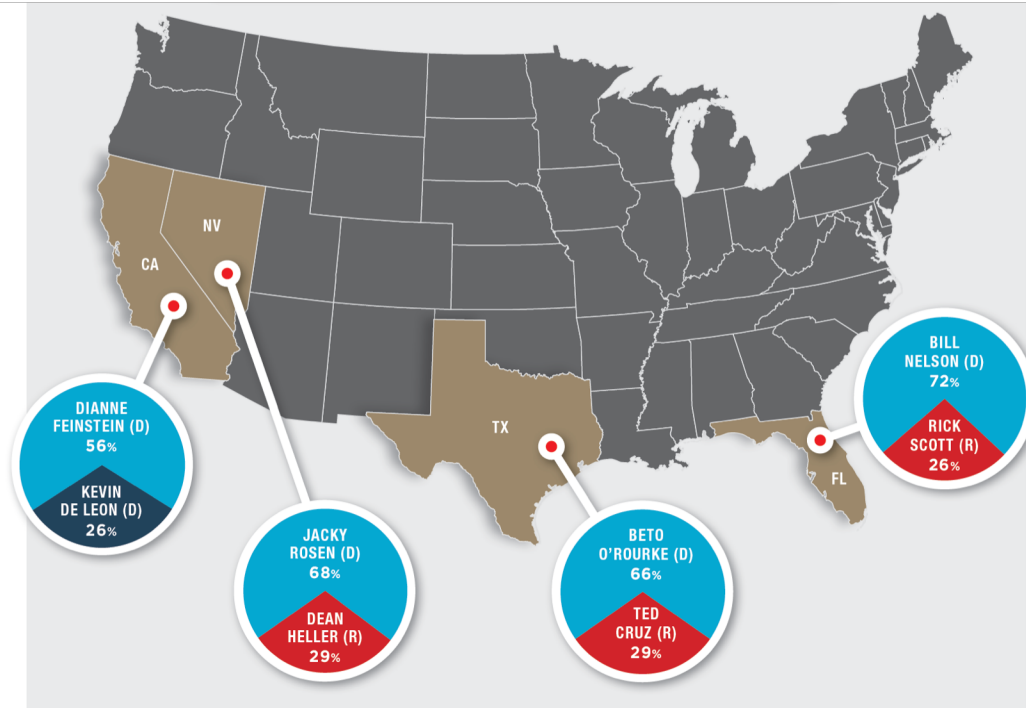
In the Election for House of Representatives, You Voted For

9



In the Election for U.S. Senate, You Voted For

10

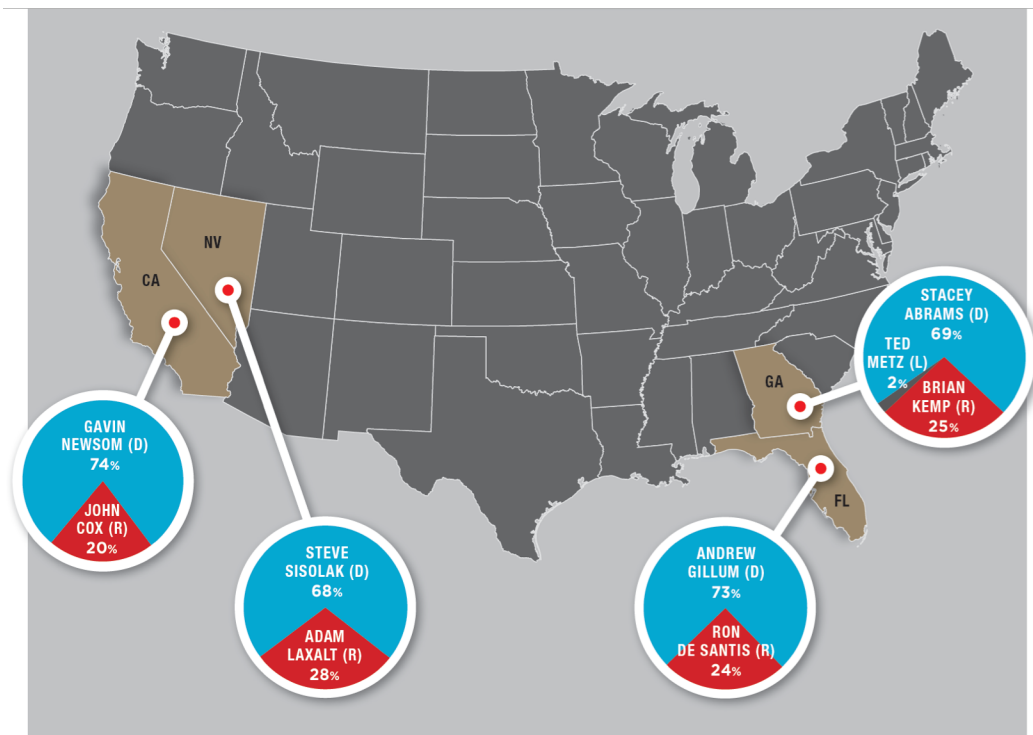


According to 2016 CPS, Asian Americans were:

- ✓ 2% voters, 3% CVAP in FL
- ✓ 2% voters, 3% CVAP in GA
- ✓ 3% voters, 4% CVAP in TX
- ✓ 6% voters, 8% CVAP in NV
- ✓ 13% voters, 14% CVAP in CA

In the Election for Governor, You Voted For

11



According to 2016 CPS, Asian Americans were:

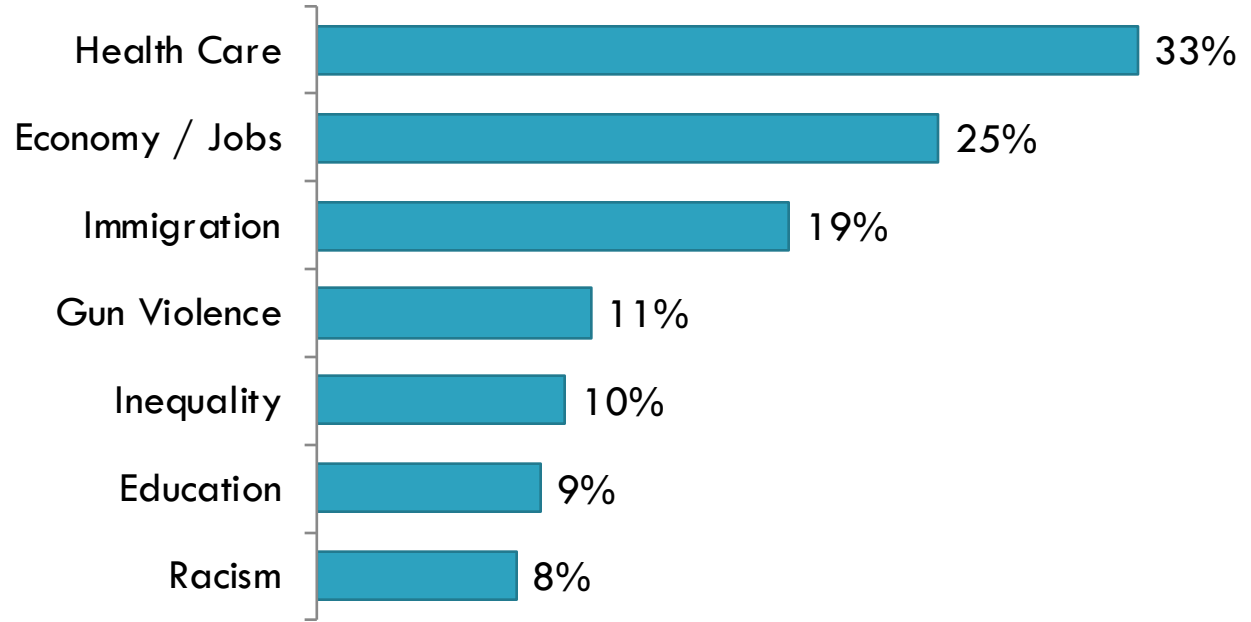
- ✓ 2% voters, 3% CVAP in FL
- ✓ 2% voters, 3% CVAP in GA
- ✓ 3% voters, 4% CVAP in TX
- ✓ 6% voters, 8% CVAP in NV
- ✓ 13% voters, 14% CVAP in CA

ISSUES AND MOOD



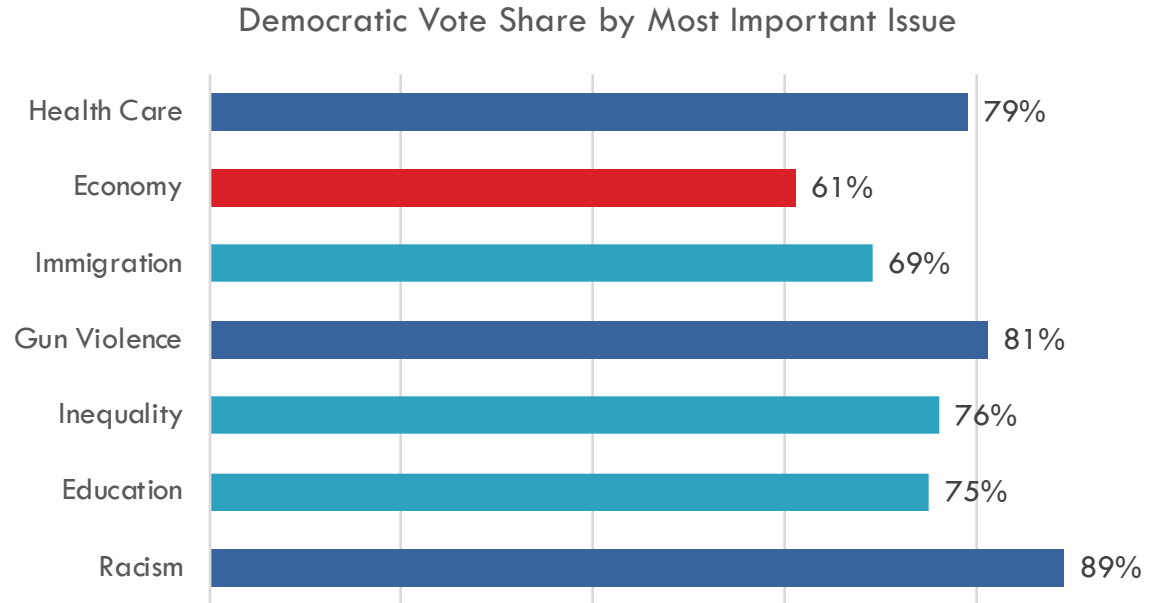
2018: Not the economy?

What are the most important issues facing the Asian American community that politicians should address?
(Up to 2)



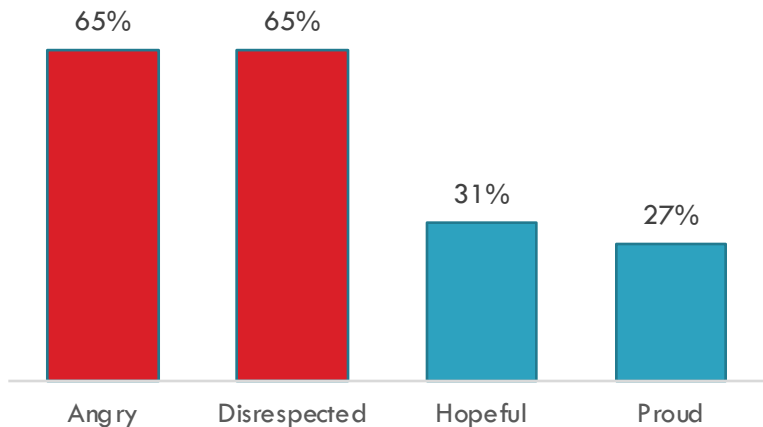
Voting by Key Issues

What are the most important issues facing the Asian American community that politicians should address?
(Up to 2)

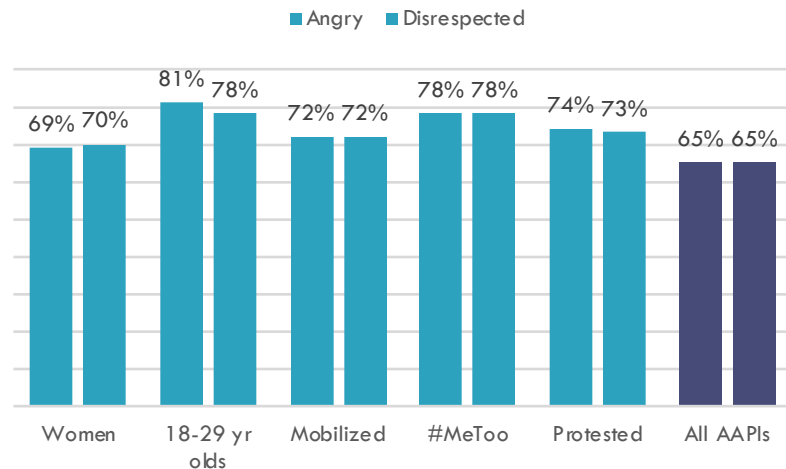


Emotional Drivers in 2018

Has Trump – because of the kind of person he is or because of something he has done or said, ever made you feel ... ?



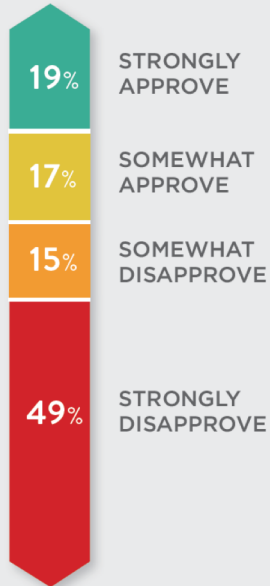
Anger and feeling disrespected higher among AAPI women, young adults, mobilized, #MeToo voters, protesters.



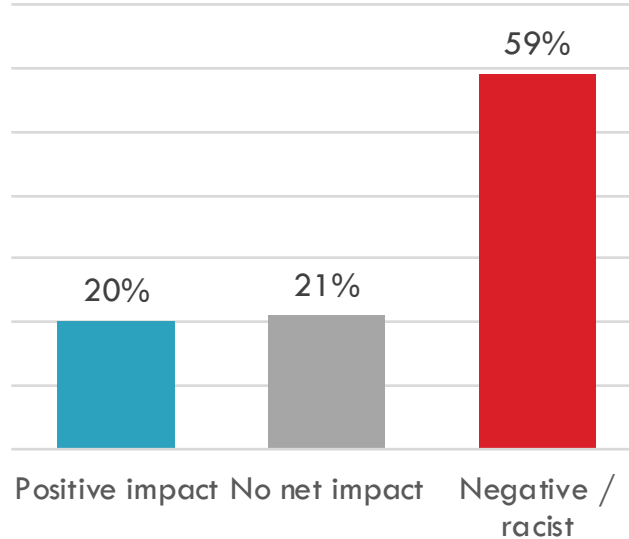
Referendum on Trump

16

DO YOU APPROVE OF THE JOB
DONALD TRUMP IS DOING
AS PRESIDENT?



Trump's Impact on AAPIs



Source: 2018 Asian American Election Eve Poll

- ✓ 75% agree "Trump and the Republicans are using toxic rhetoric to divide us from one another."
- ✓ 72% agree "Trump and the Republicans are normalizing sexism and sexual harassment against women."

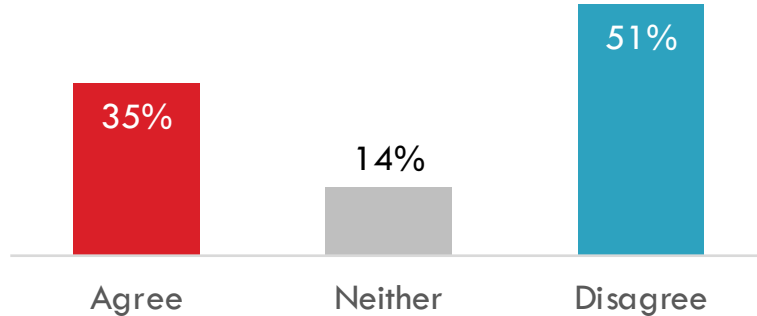
KEY POLICY VIEWS



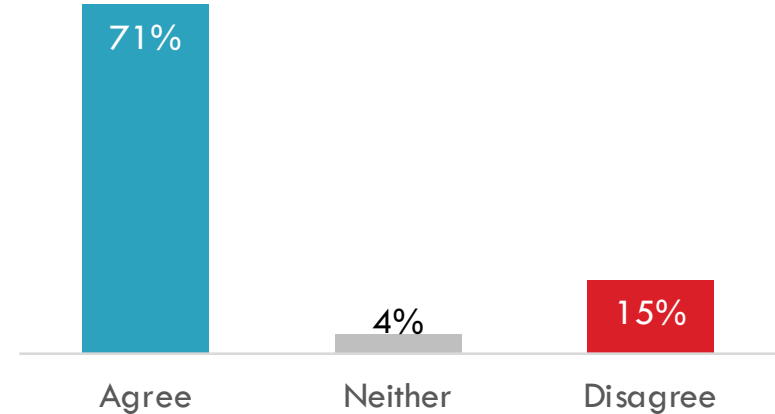
Health Care

The Affordable Care Act passed by Congress and the President ...

... should be repealed.

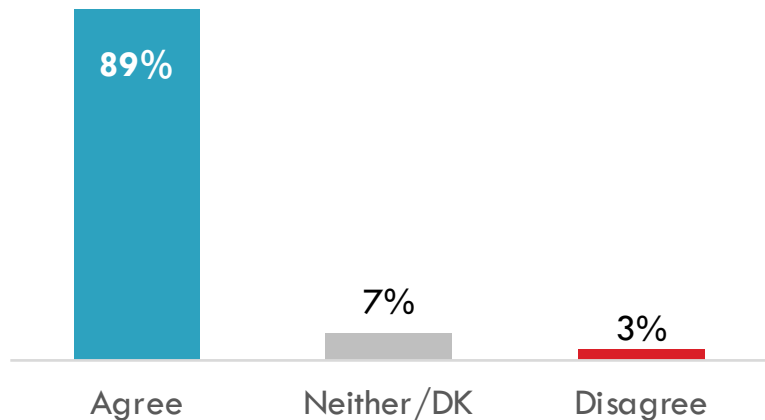


... should be strengthened.

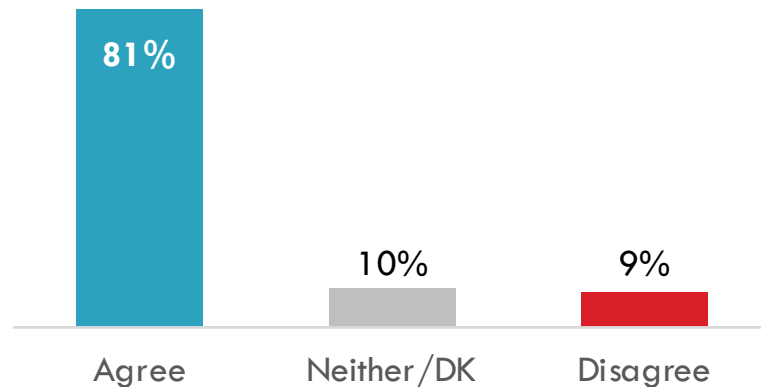


Gender Equity

Employers should be required to pay women and men the same wages for the same work.

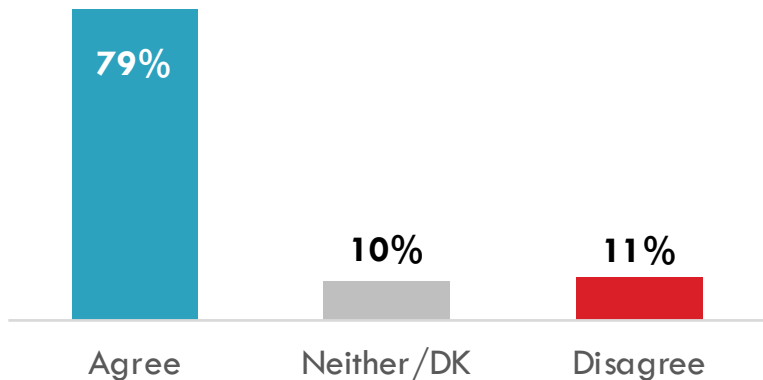


Sexual harassment against women continues to be a major problem in our country.

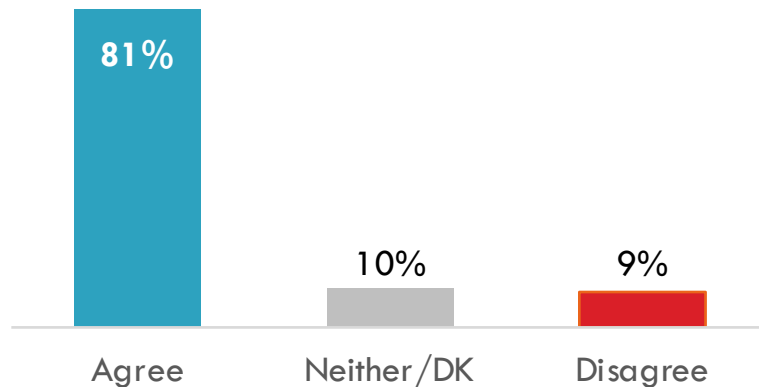


Gun Violence and Immigration

Congress should enact stricter gun laws.



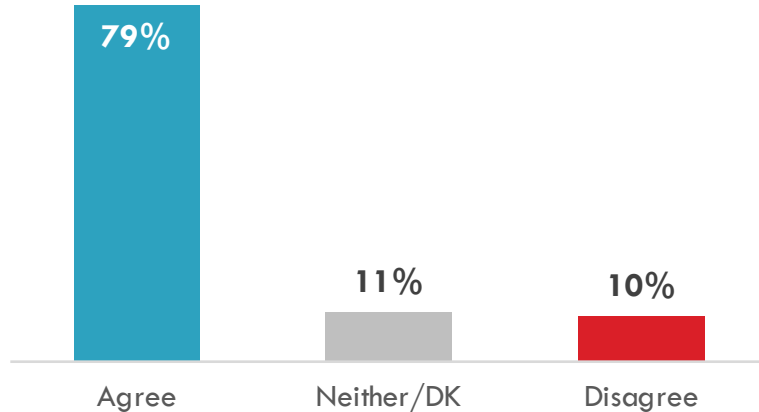
Congress should pass the DREAM Act.



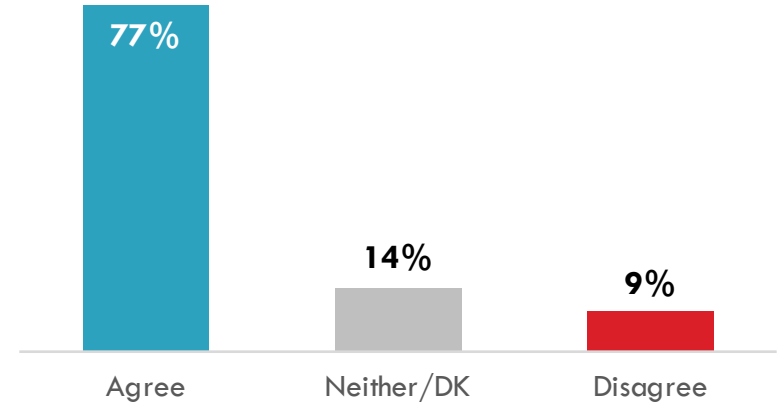
Profiling

The practice of law enforcement using
a person's ...

**race, ethnicity, or national origin as a basis for
criminal suspicion is a form of harassment and
should not be allowed**



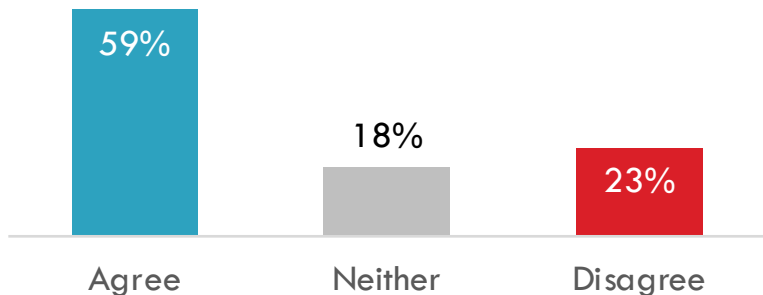
**religion as a basis for criminal suspicion is
a form of harassment and should not be
allowed**



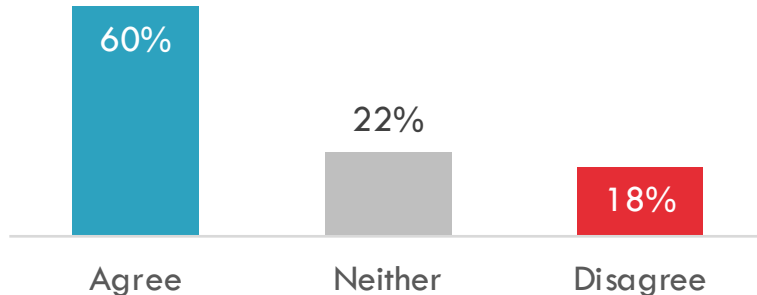
Higher Education

Universities should ...

... be allowed to increase the number of Black, Latino, and other minority students ... by considering race along with other factors.



... consider sub-groups of Asian Americans, such as Southeast Asians and Pacific Islanders ... so the background of underrepresented sub-groups can be considered with other factors.



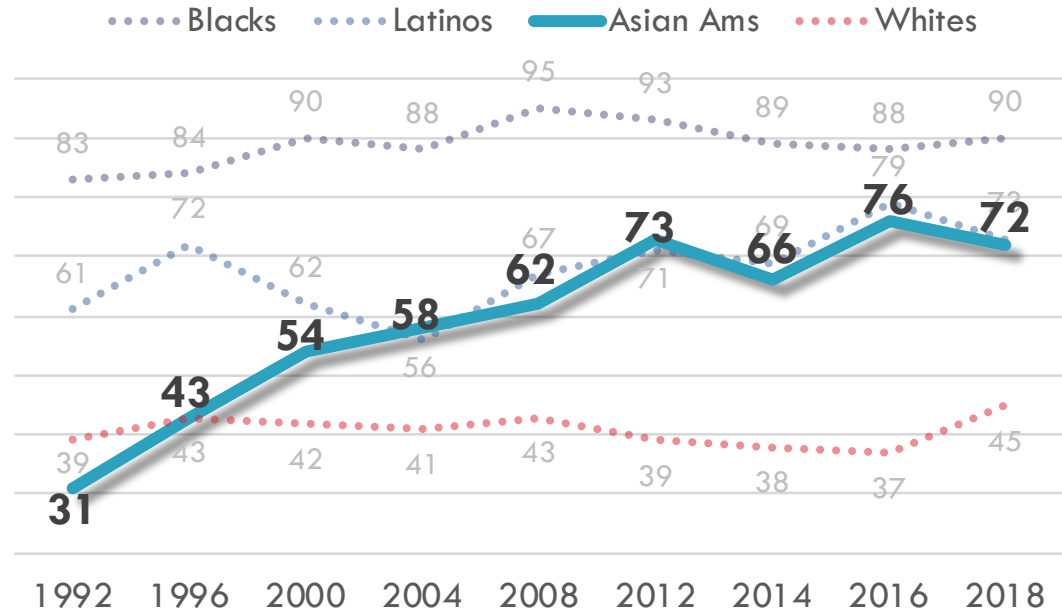
PARTISANSHIP



From Swing Voters to Solid Democrats

24

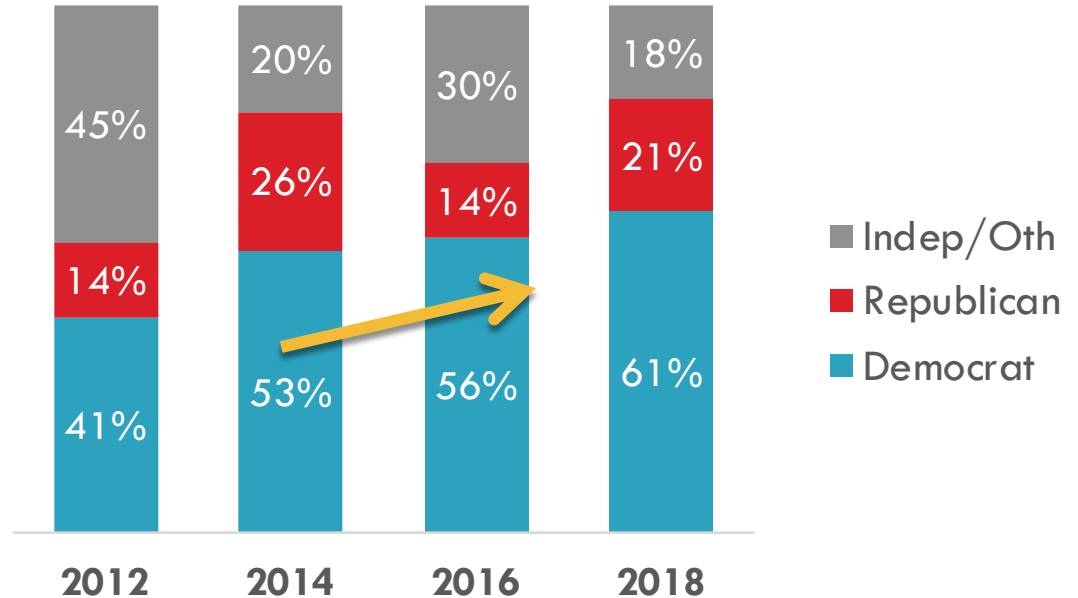
AAPV voters have shifted from a "swing vote" to a solidly Democratic electorate



Source: VNS and NEP exit polls and 2014, 2016, 2018 Election Eve polls

From Voters to Partisans

- ✓ Non-partisanship is declining.
- ✓ AAPs not only vote Dem, but also think of themselves as Democrats.



Which statement do you agree with most?

26

- ✓ A majority of AAPIs agree that Dems are doing a good job of AAPI outreach;
- ✓ Only 1 in 4 say the same about the GOP.

THE **DEMOCRATIC**
PARTY IS DOING A
GOOD JOB
REACHING OUT TO
ASIAN AMERICANS.

52%

THE **DEMOCRATIC**
PARTY DOESN'T CARE
OR IS HOSTILE
TOWARDS ASIAN
AMERICANS.

48%

THE **REPUBLICAN**
PARTY IS DOING A
GOOD JOB
REACHING OUT TO
ASIAN AMERICANS.

23%

THE **REPUBLICAN**
PARTY DOESN'T CARE
OR IS HOSTILE
TOWARDS ASIAN
AMERICANS.

77%

MOBILIZATION AND ENGAGEMENT



Unusually high mobilization

28

WERE YOU CONTACTED TO
VOTE OR REGISTER TO VOTE IN
THE LAST FEW MONTHS?



YES
54%



NO
43%



DON'T
KNOW
3%

WHO CONTACTED YOU?



DEMOCRATIC
PARTY

73%



REPUBLICAN
PARTY

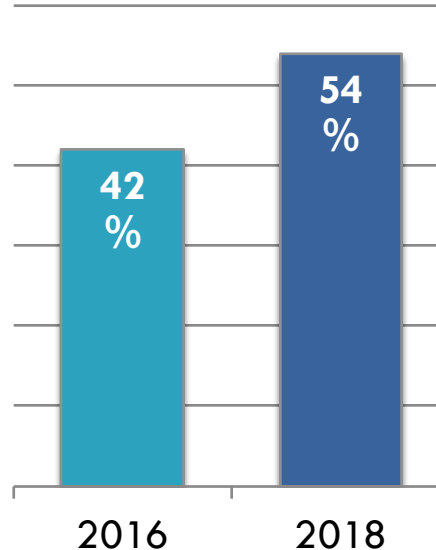
40%



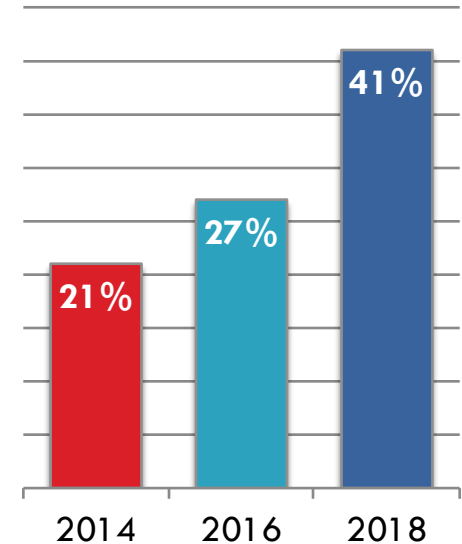
COMMUNITY
ORGANIZATION

41%

Contacted to Vote or
Register to Vote

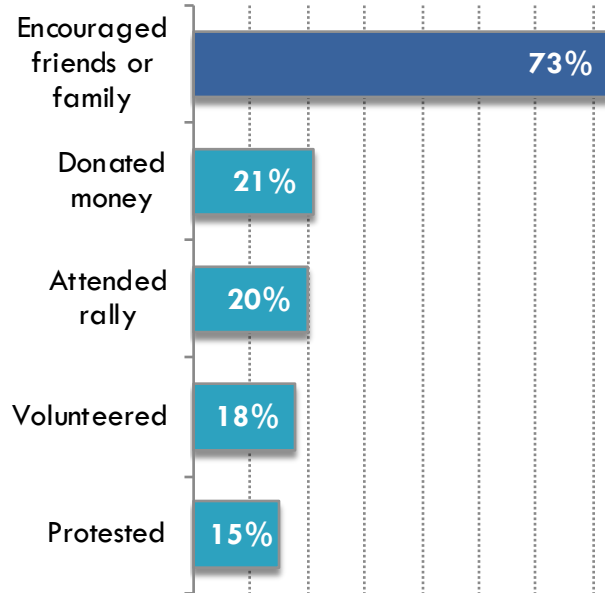


Contacted by Non-
Party Org

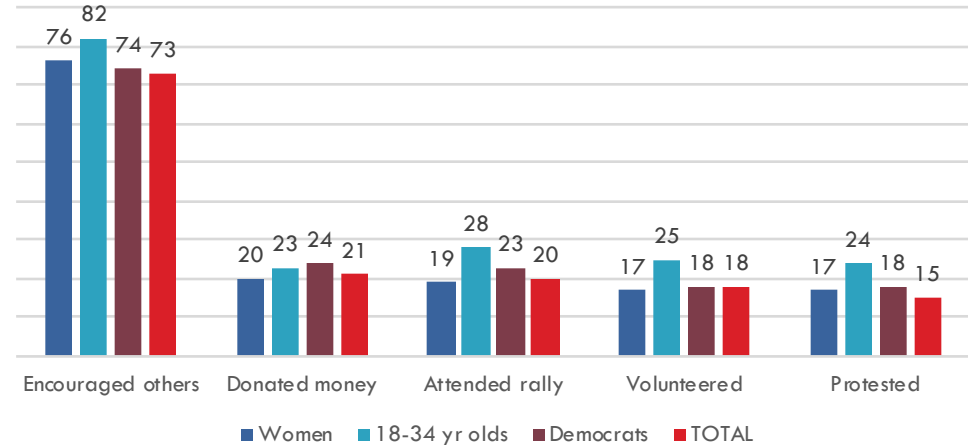


Unusually high engagement

29



Millennials and Democrats especially likely to be engaged in 2018



Recap of Highlights

30

- 1) AAPIs vote Dem and increasingly identify as Dems.
- 2) AAPI voters repudiated Trump's divisive words and deeds.
 - ✓ Especially among women and Millennials
- 3) AAPI voters support positive, progressive policy reform.
- 4) Unusually high levels of outreach and engagement.
 - ✓ Especially among Millennials and Democrats

AAPI

CIVIC ENGAGEMENT FUND

Special Thanks!