

# Latino Voters and Immigration: Personal Connection to Policy and Politics

---

Gary M. Segura, Ph.D.

**Latino**  **Decisions**  
Everything Latino Politics

March 18, 2013

# Today's Discussion

Examine link between the Latino electorate and immigration policy.

1. Several measures evidence personal relationships with undocumented immigrants.
2. Clear preferences on citizenship policy provisions.
3. Political pay-off especially for Republicans

# Most Important Issues

Most important issues the President and Congress should address

## Today (February 2013)

1. Immigration reform (58%)
2. Economy/Jobs (38%)
3. Education (19%)
4. Health care (15%)


## November 2012

1. Economy/Jobs (53%)
2. Immigration reform (35%)
3. Education (20%)
4. Health care (14%)

23% jump in only three months time!


# Priority across entire Latino electorate

Percent who think it is extremely or very important for Congress to address immigration this year.



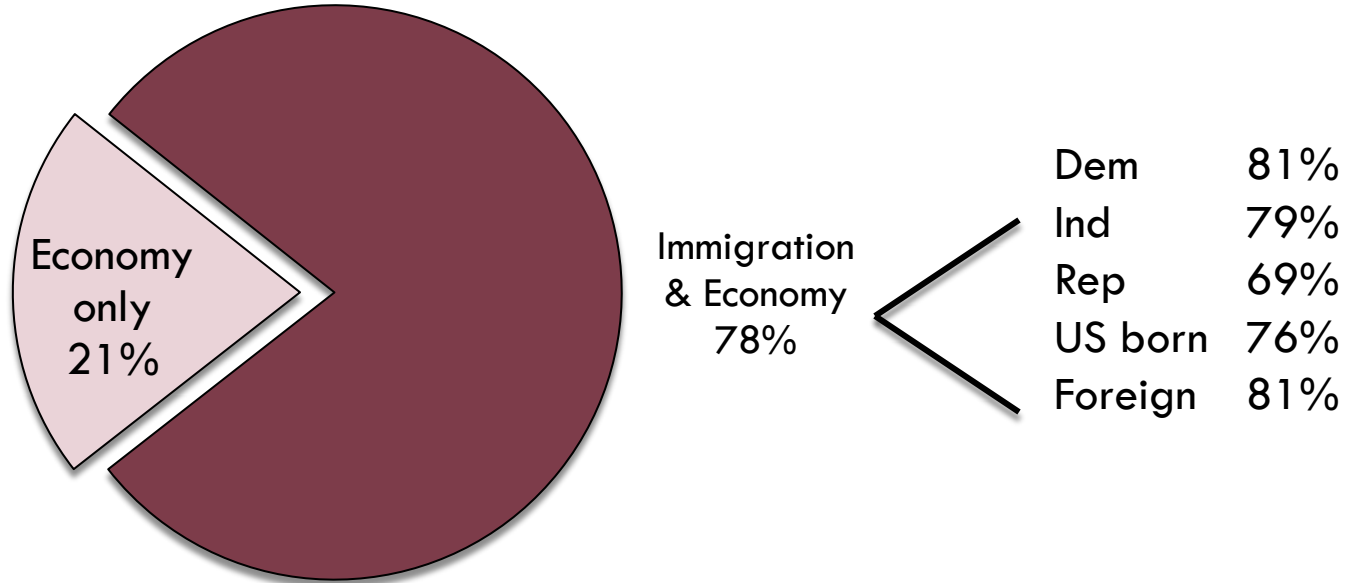
# Priority across entire Latino electorate

Percent who think it is extremely or very important for Congress to address immigration this year.



# Economy should not stifle CIR legislation

Some say Congress should put all their focus on fixing the economy, and address immigration later. Others say immigration is just as important and Congress should address both issues this year



WHY DOES IMMIGRATION REMAIN  
SALIENT TO LATINO VOTERS?



# Three Reasons Immigration Matters Now

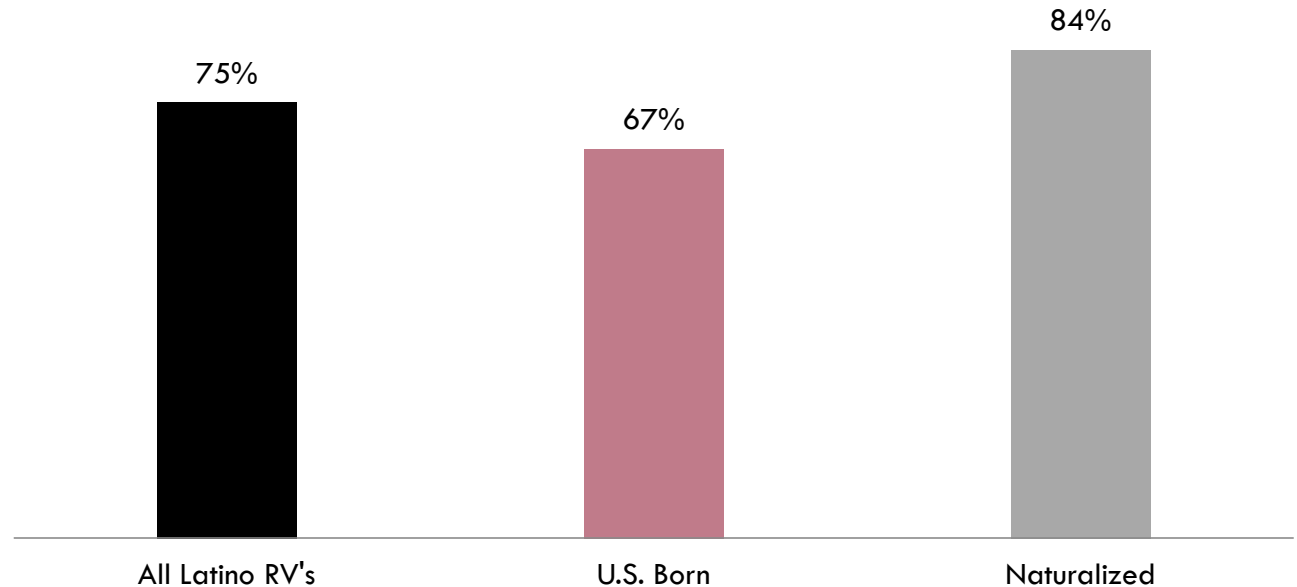
1. Congress is talking about it (extensive coverage)
2. Latinos care about it
3. Different this time: on heels of national awareness of Latino political/electoral impact



# Voters are watching Congress closely

Have you heard or read anything in the news about the immigration reforms Congress is considering?

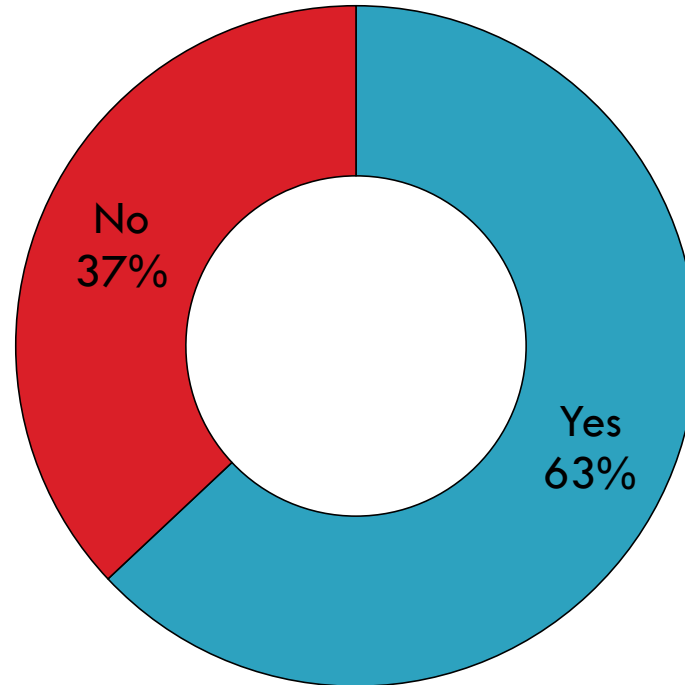
Percent who know about current immigration policy debate



# Latino voters know undocumented people

Do you personally know someone who is an undocumented immigrant?

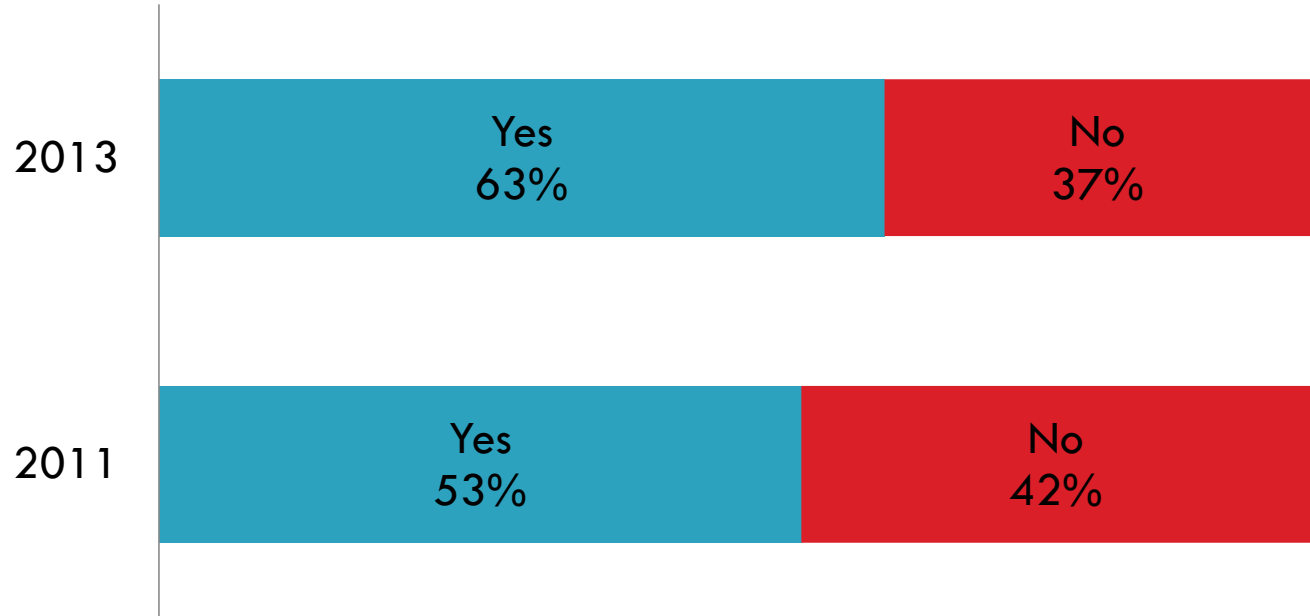
(February 2013)



# Familiarity with undocumented spiked

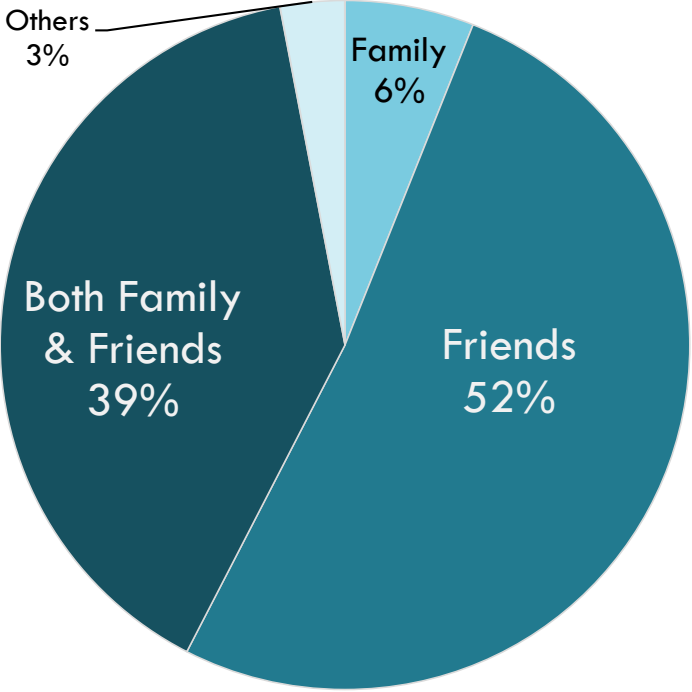
In two years,  
the share of  
Latino voters  
that know  
someone  
undocumented  
increased by  
+10%

June 2011 LD survey



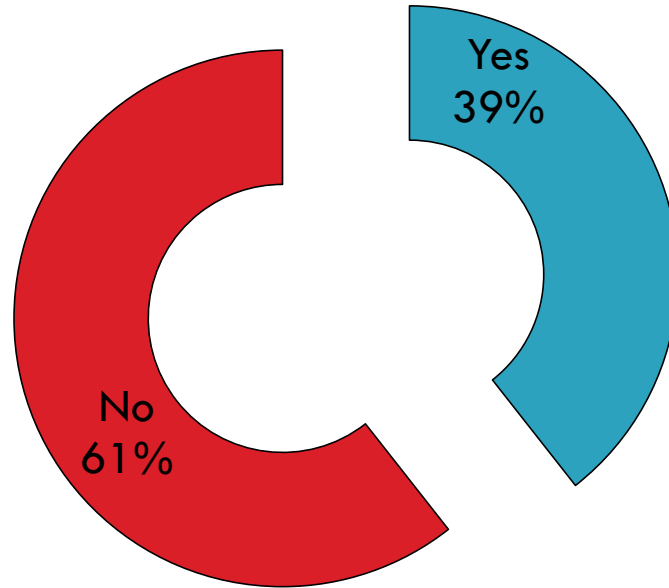
# Latino voters are close to the undocumented

Among the undocumented immigrants you know, are they: family, friends, or both?



# Latino voters touched by deportations

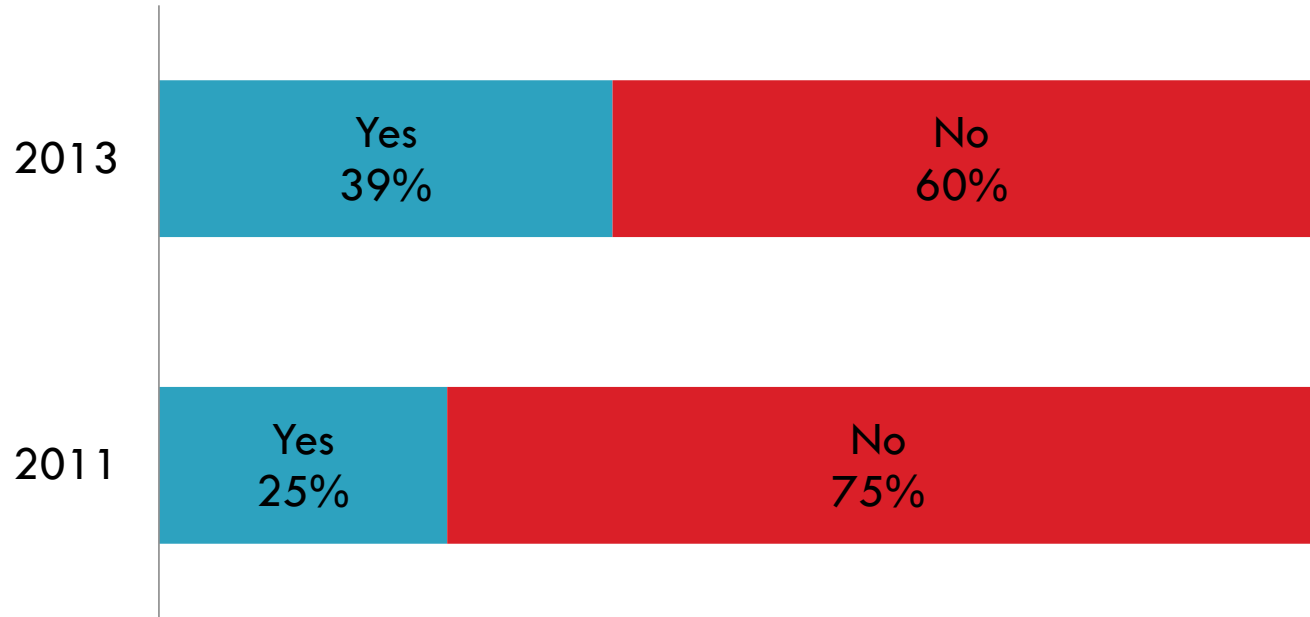
Do you personally know someone faced with detention or deportation for immigration reasons?



# Familiarity with deported spiked

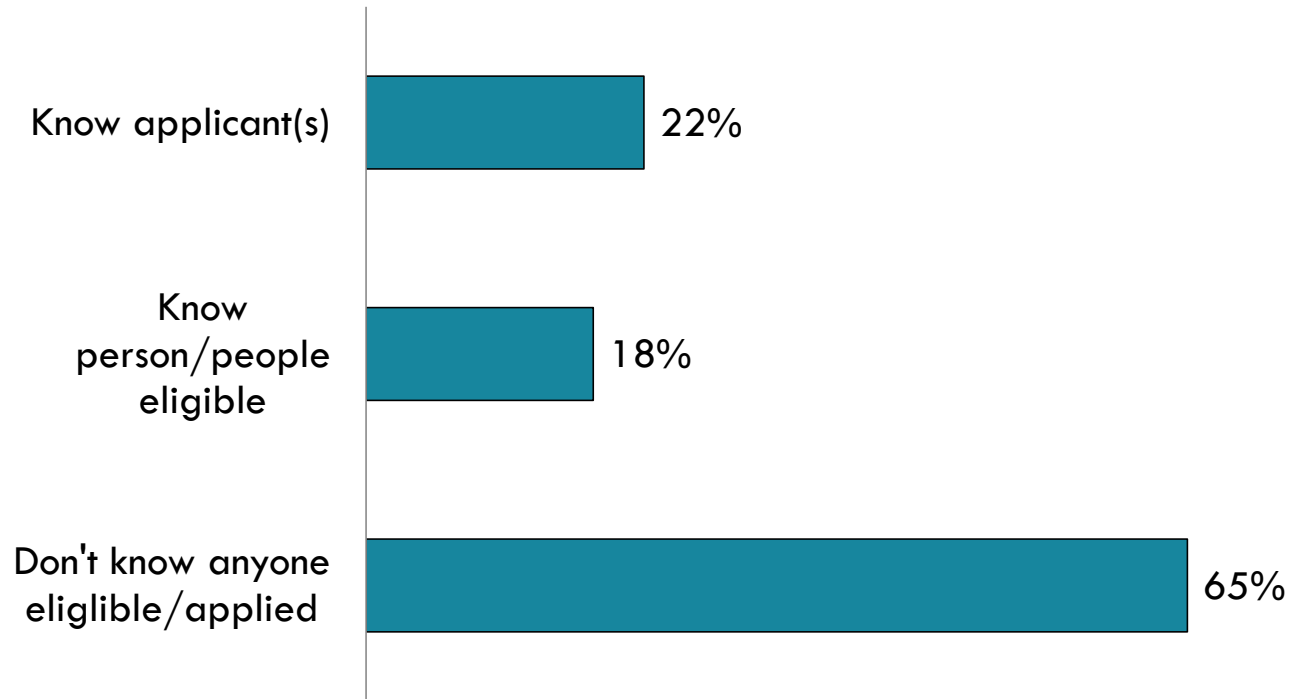
In two years,  
the share of  
Latino voters  
that know  
someone  
undocumented  
increased by  
+14%

June 2011 LD survey



# Latino voters touched by DACA

Do you personally know anyone who applied for, or who is eligible to apply for DACA? (deferred action)



WHAT POLICIES DO LATINOS WANT?  
AND  
WHAT CAN REPUBLICANS GAIN?

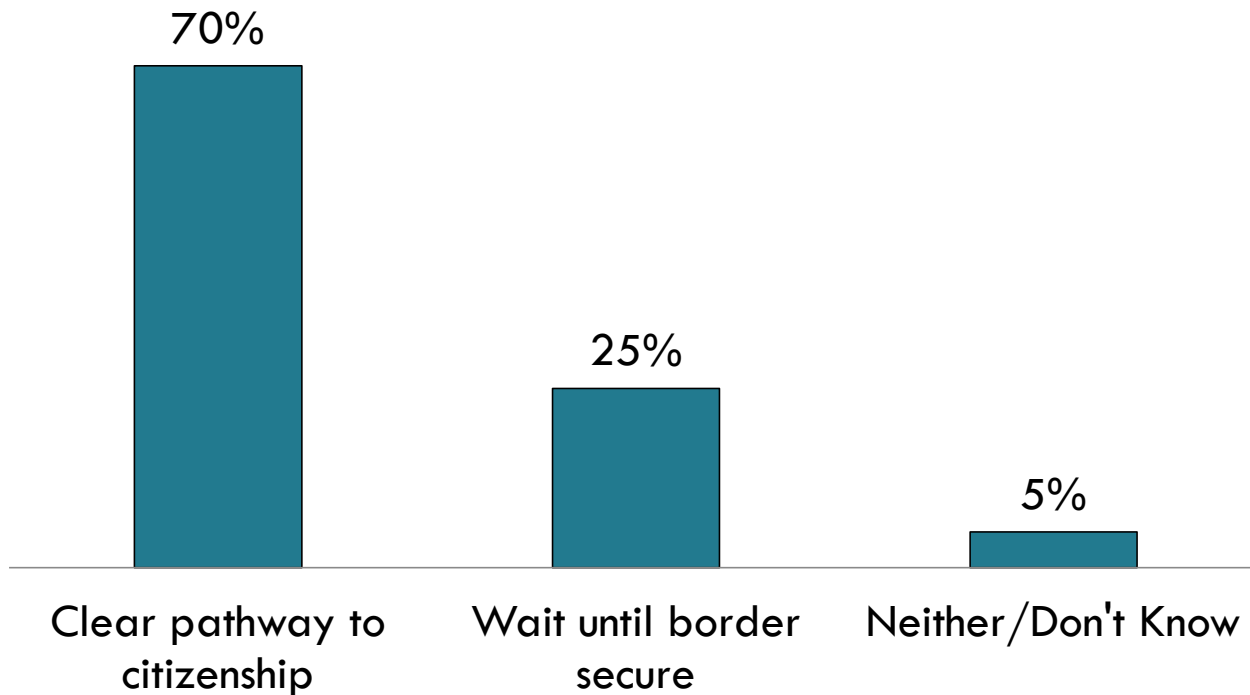




# Preferred Citizenship Provision

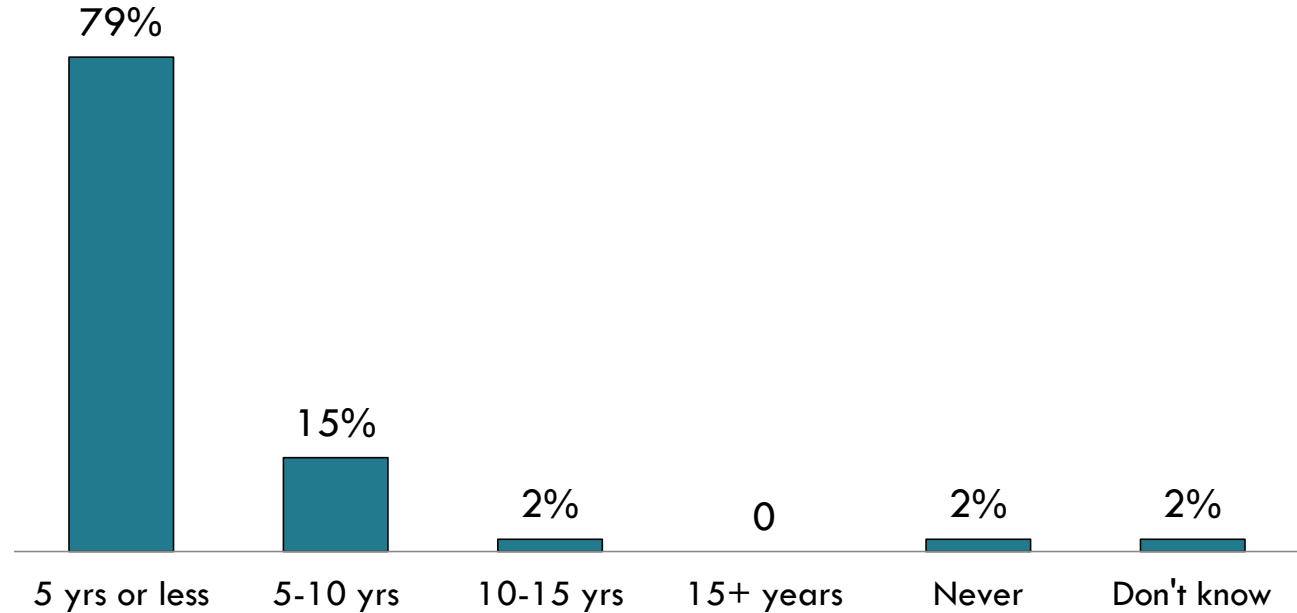
Clear pathway to citizenship, as long as requirements are met – OR –

Probationary status until border declared secure, then apply for citizenship



# Pathway to citizenship: sooner is better

What is the fair and right amount of time that should be required before getting on path to citizenship?



# Implications for the Latino vote...

Four Democrats and four Republicans in Senate are working on a plan that includes pathway to citizenship.

If GOP leaders work to get votes and pass the bill, would you consider voting GOP in the future?

More likely GOP vote	32%
Less likely GOP vote	13%
No effect	49%
Don't know	7%



Obama voters: **26% more likely**

Independents: **35% more likely**

Age 18-39: **38% more likely**

# Implications for the Latino vote...

If pathway to citizenship bill passes the Senate, but gets defeated by House Republicans,

Would that make you more or less likely to vote Republican in the future?

More likely GOP vote	8%
Less likely GOP vote	39%
No effect	47%
Don't know	6%



Obama voters: **50% less likely**

Independents: **32% less likely**

Age 18-39: **36% less likely**

# Implications for the Latino vote...

More or less likely to vote Republican if GOP takes lead role in *passing v. blocking* CIR with path to citizenship

	Passing	Blocking
More likely GOP vote	32%	8%
Less likely GOP vote	13%	39%
No effect	49%	47%
Don't know	7%	6%

Democrats 25% more likely (pass)

Republicans 8% less likely (block)

*With only 23% of Latino vote in 2012, GOP does not have Latino votes to spare...*

# Concluding thoughts



1. Support and Demand for CIR crosses all demographic groups among Latinos.
2. Social closeness between Latino voters and non-citizen immigrants clearly enhances the importance of reform.
3. Virtually no support for expansive and unreasonable waiting periods.
4. Republicans may yield significant political gain if they can move forward on this issue in a constructive fashion.



Full topline/results posted at [www.latinodecisions.com](http://www.latinodecisions.com)

Thank You!