



CALIFORNIA 2020
SUPER TUESDAY
LATINO VOTER POLL

Survey Methodology

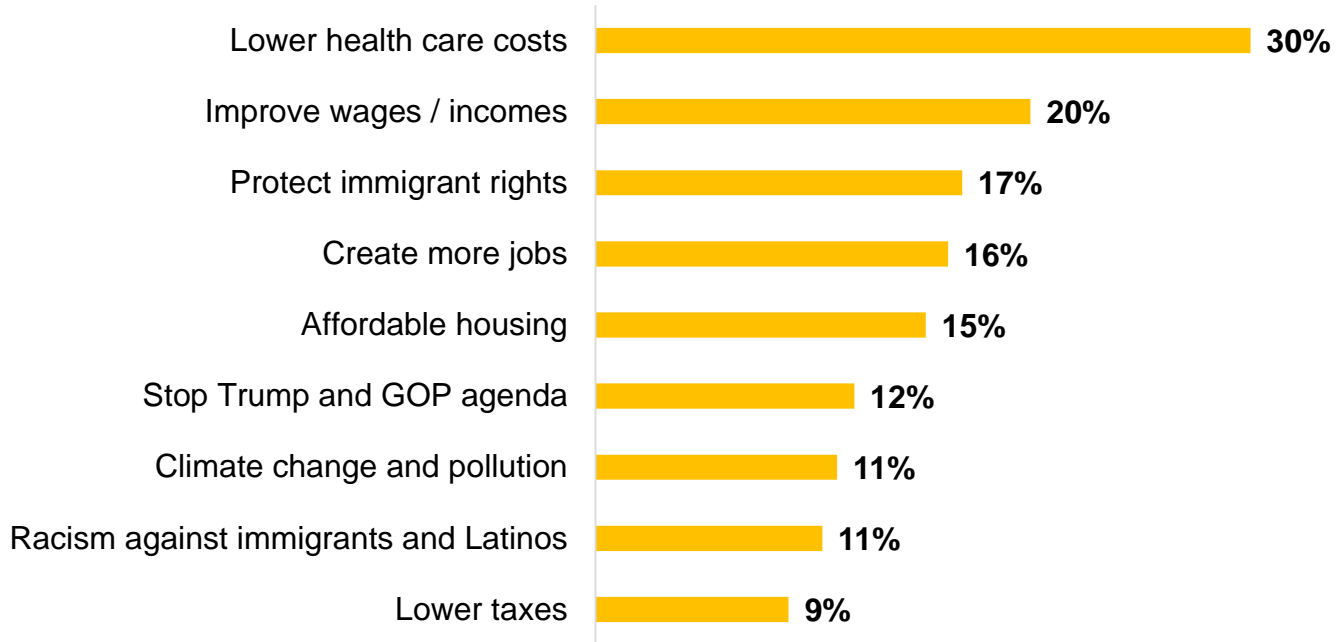
2

- N=808 Registered Latino voters in California
- Field dates: February 21-28, 2020
- English or Spanish, according to respondent preference
- Blended sample, online and live phone interviews (cell and landline)
- 5 Call-backs or reattempts to every record to ensure hard-to-reach populations are included
- Margin of error \pm 3.5 percentage points

California Latinos: Issue Priorities

(On the whole, what are the most important issues facing your community that you think Congress and the President should address?)

3

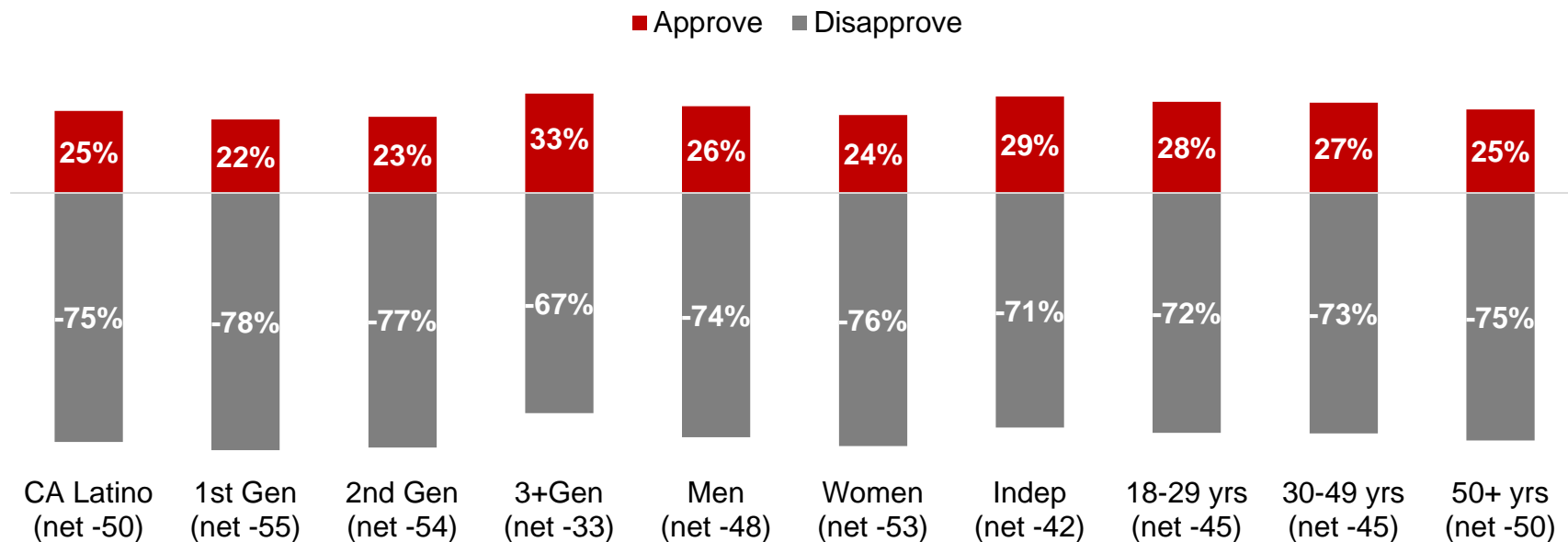


Source: Univision News/LCF California 2020 Super Tuesday Latino Voter Poll
Feb 21-28, 2020 (N=808) Margin of error +/- 3.5%

California Latinos: Trump Approval

(Overall, do you approve or disapprove of the way Donald Trump is handling his job as President?)

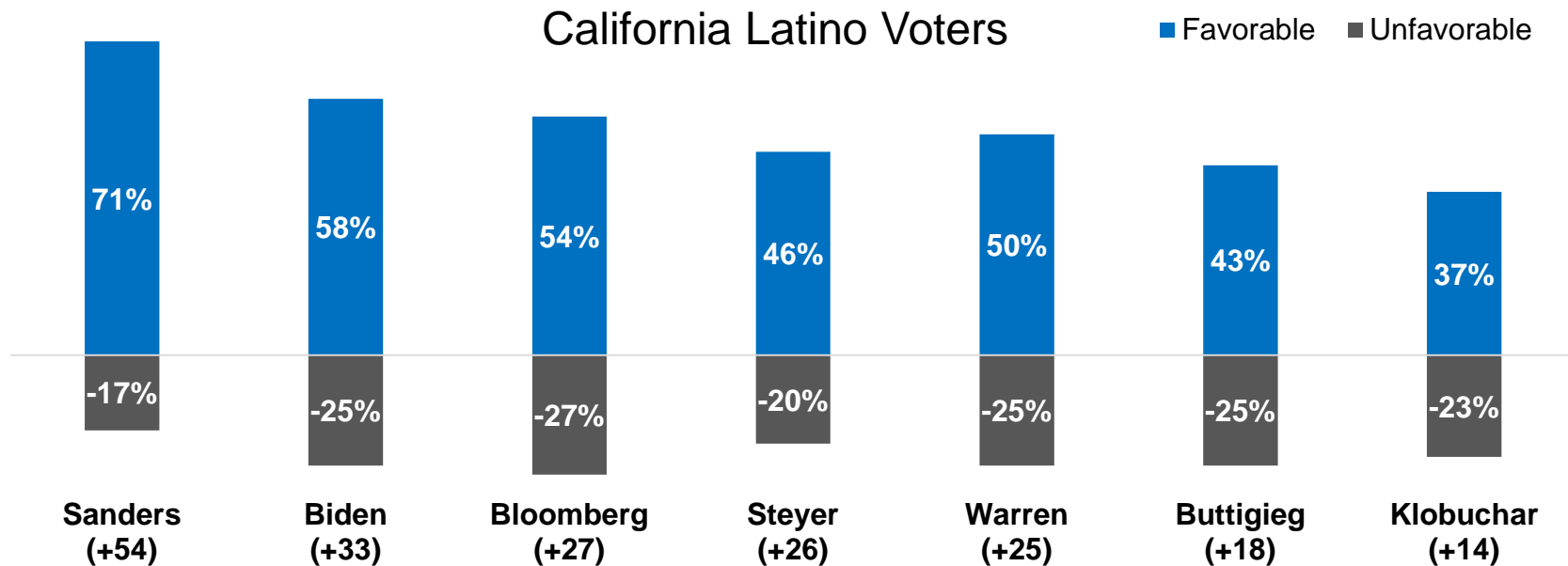
4



Source: Univision News/LCF California 2020 Super Tuesday Latino Voter Poll
Feb 21-28, 2020 (N=808) Margin of error +/- 3.5%

Democratic Candidate Approval

5



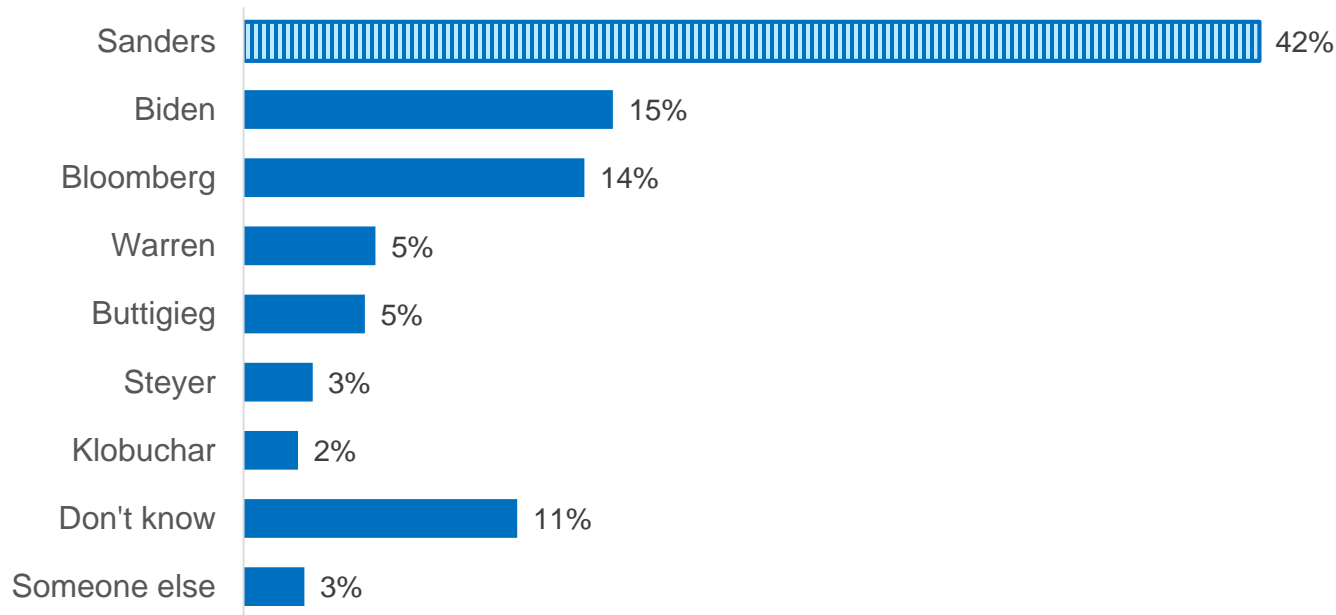
Source: Univision News/LCF California 2020 Super Tuesday Latino Voter Poll
Feb 21-28, 2020 (N=808) Margin of error +/- 3.5%

California Latinos: Dem Primary Vote

6

(Asked only of Democrats)

Among the Democratic candidates running for President, who are you currently planning to vote for in the primary?



Source: Univision News/LCF California 2020 Super Tuesday Latino Voter Poll
Feb 21-28, 2020 (N=565) Margin of error +/- 4.1%

Sanders Primary Lead Across Groups

(*Among Democrats*) Among the Democratic candidates running for President, who are you currently planning to vote for in the primary?)

	Men	Women	18-29	30-49	50+	Mx Am	Cent Am	1st Gen	2nd Gen	3+ Gen	Dem	Indep
Sanders	41%	42%	48%	49%	28%	45%	35%	34%	49%	42%	41%	52%
Biden	17%	13%	15%	15%	17%	14%	13%	9%	17%	22%	15%	14%
Bloomberg	15%	13%	9%	15%	21%	14%	11%	17%	12%	13%	14%	13%
Warren	6%	5%	11%	2%	5%	5%	3%	2%	8%	7%	6%	3%
Buttigieg	4%	6%	5%	7%	5%	4%	9%	6%	3%	6%	5%	2%
Steyer	1%	4%	4%	4%	3%	2%	3%	2%	4%	3%	3%	3%
Klobuchar	2%	3%	2%	2%	4%	2%	7%	2%	2%	2%	2%	0

Source: Univision News/LCF California 2020 Super Tuesday Latino Voter Poll
Feb 21-28, 2020 (N=565) Margin of error +/- 4.1%



Second choice candidate

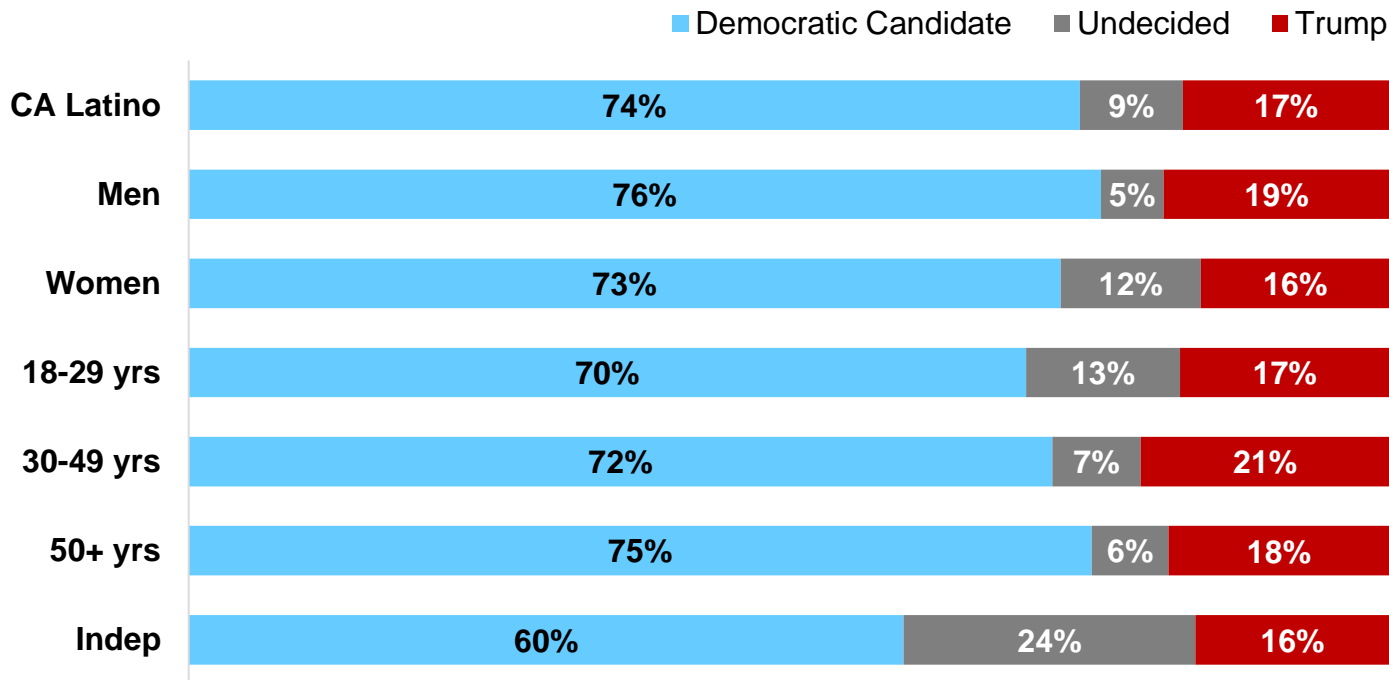
(If your candidate were to drop out of the race, who would be your second choice for President?)

	Sanders voters	Biden voters	Bloomberg voters	All other voters
Sanders	--	44%	29%	26%
Biden	27%	--	27%	13%
Bloomberg	18%	22%	--	22%
Warren	21%	11%	8%	10%
Buttigieg	9%	4%	7%	6%
Steyer	7%	7%	11%	5%
Klobuchar	2%	0%	6%	5%

Presidential Vote – Generic Democrat

(Thinking ahead to the 2020 election for President of the United States, do you plan to vote for Donald Trump or the Democratic nominee?)

9



Source: Univision News/LCF California 2020 Super Tuesday Latino Voter Poll
Feb 21-28, 2020 (N=808) Margin of error +/- 3.5%

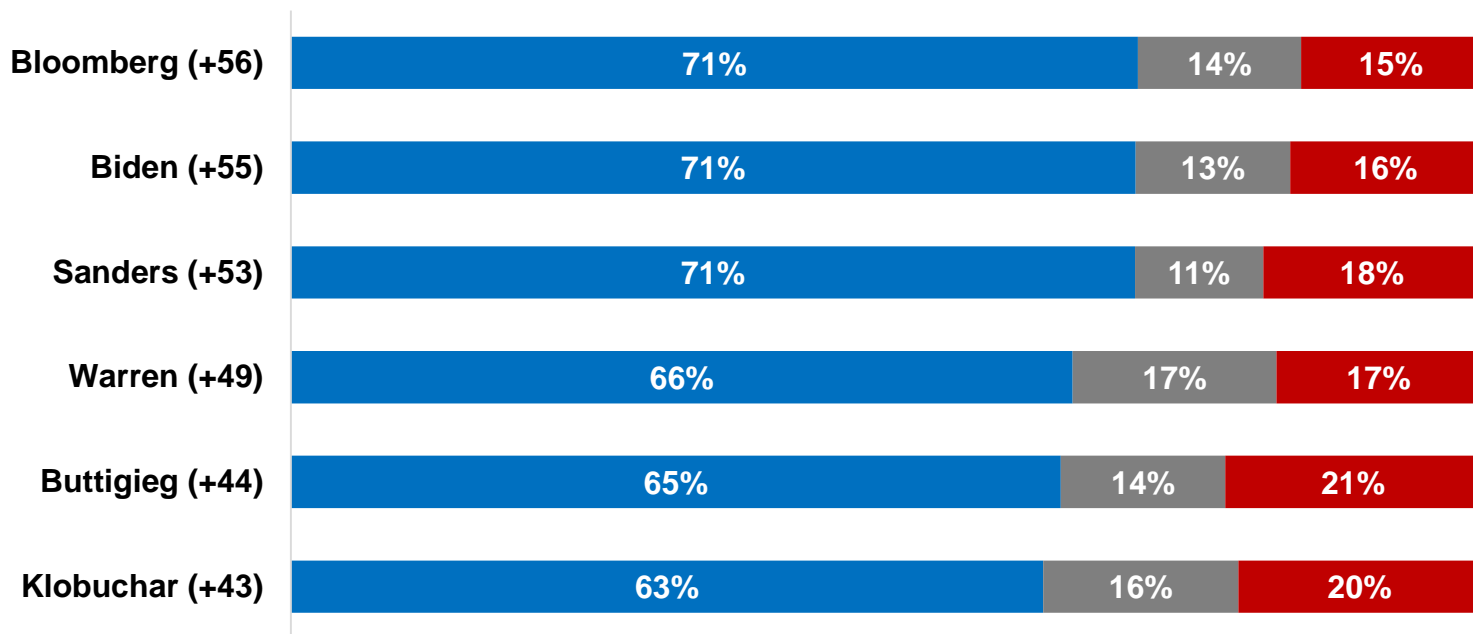


California Latinos: November Match-Ups

(If the presidential candidates are Trump and [Democratic Candidate Name], who will you vote for?)

10

■ [Dem] ■ Undecided ■ Trump



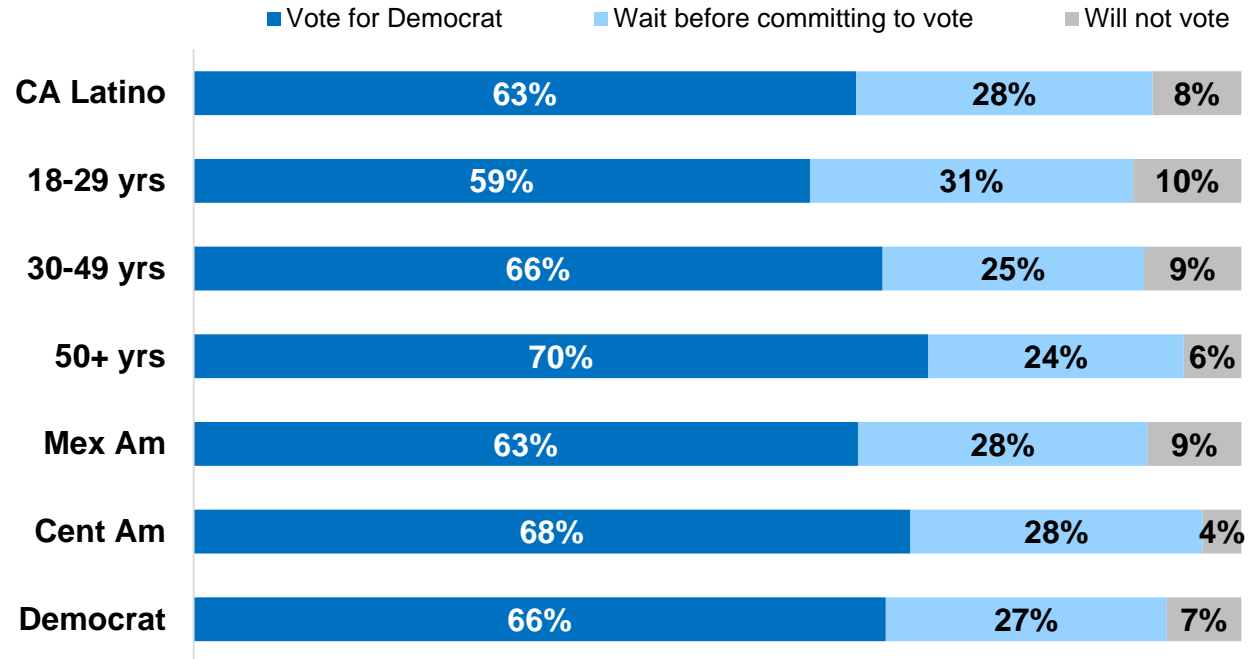
Source: Univision News/LCF California 2020 Super Tuesday Latino Voter Poll
Feb 21-28, 2020 (N=808) Margin of error +/- 3.5%



Will Democrats Vote for Any Democrat?

11

If your top Democratic choice for President is not the nominee to run against Trump, are you planning to: [Vote for whoever the Democratic nominee is / Wait and see who the actual nominee is before committing to vote / If my top choice is not the nominee, I won't vote in 2020.] ?

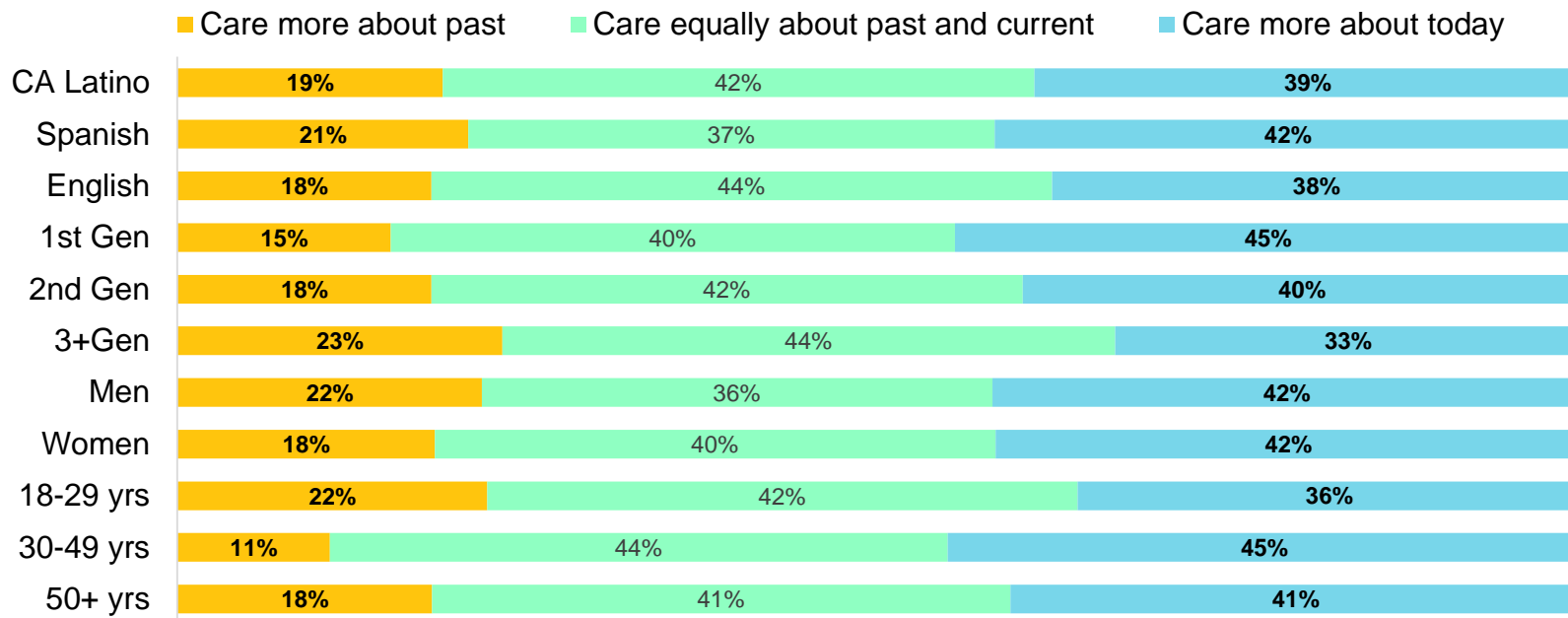


Source: Univision News/LCF California 2020 Super Tuesday Latino Voter Poll
Feb 21-28, 2020 (N=808) Margin of error +/- 3.5%

Candidate Past Statements

(Do you care more about a candidate's past statements and policies, or more about what a candidate supports today)

12

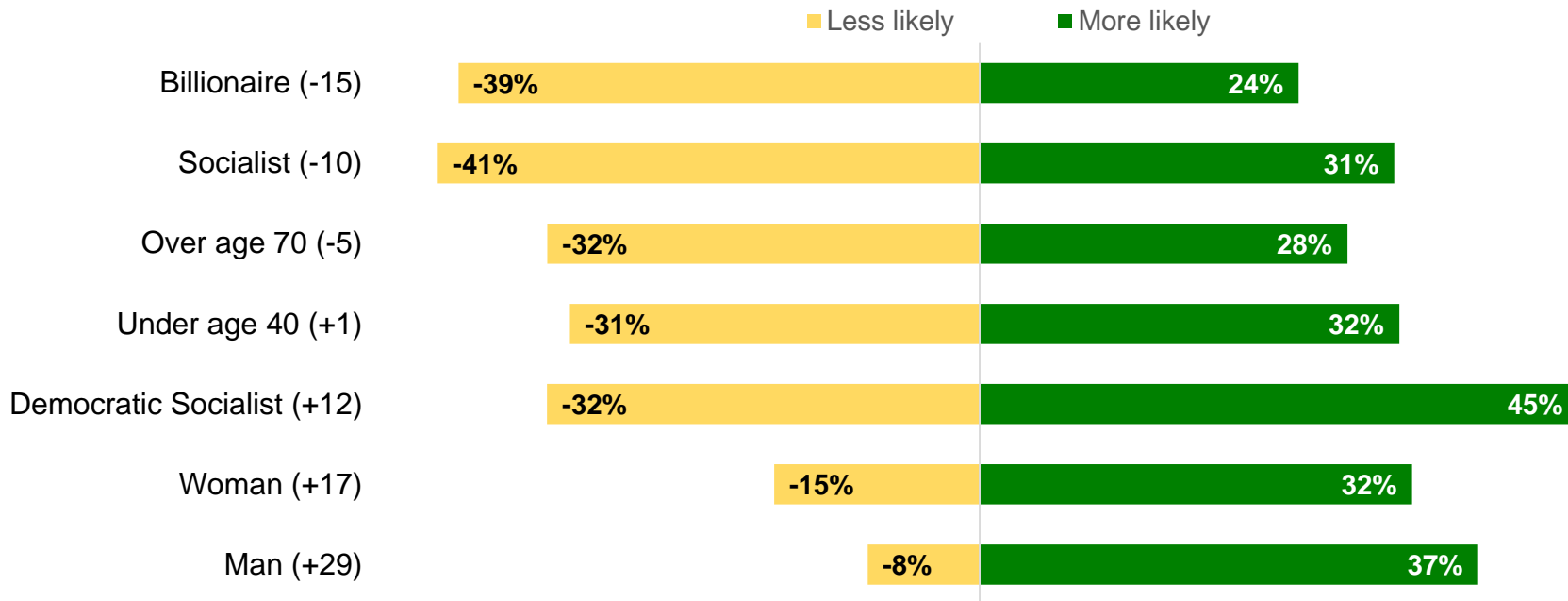


Source: Univision News/LCF California 2020 Super Tuesday Latino Voter Poll
Feb 21-28, 2020 (N=808) Margin of error +/- 3.5%

Candidate Attributes

(Are you more likely or less likely to support a candidate for President who is described as...)

13



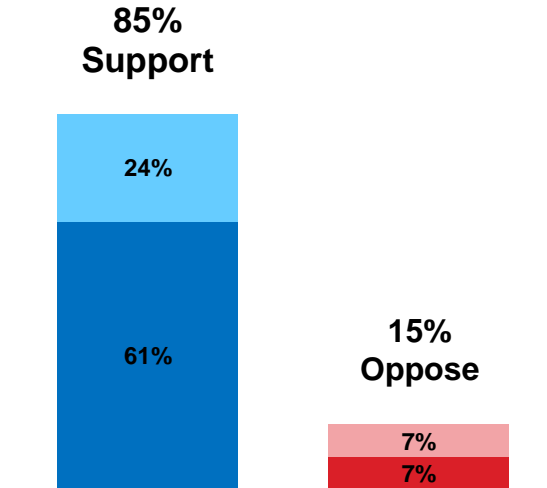
Source: Univision News/LCF California 2020 Super Tuesday Latino Voter Poll
Feb 21-28, 2020 (N=808) Margin of error +/- 3.5%



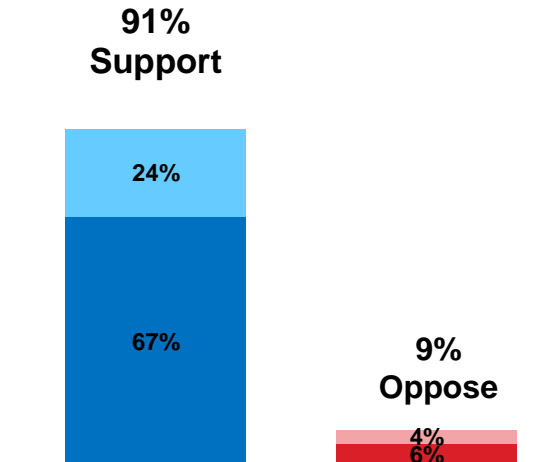
Marquee Democratic Party Issues: Medicare for All and DREAMers

14

Do you support/ oppose moving towards a Medicare for all health insurance system that guarantees health care for everyone?



Do you support/ oppose creating a permanent pathway to citizenship for DREAMERS, young undocumented immigrants who came to the country as children, but were raised in this country?



Source: Univision News/LCF California 2020 Super Tuesday Latino Voter Poll
Feb 21-28, 2020 (N=808) Margin of error +/- 3.5%

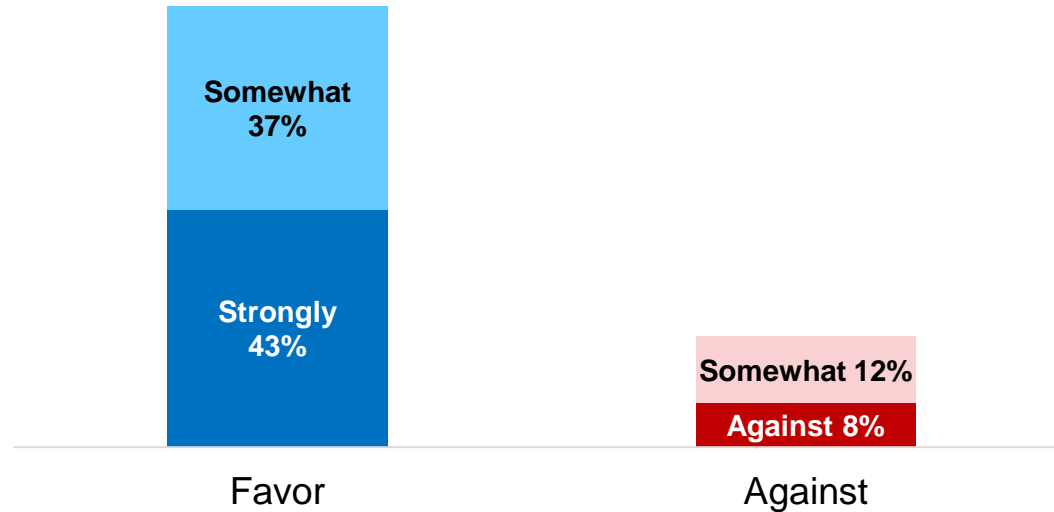
Commercial Property Taxes

(Possible November 2020 Ballot Measure)

15

Next year Californians will vote on a ballot initiative that will alter how commercial properties in our state are taxed. The new law would increase taxes on large commercial properties such as Google, Disney and Chevron, among others, to generate revenue for local schools and communities.

How would you vote on this ballot initiative?



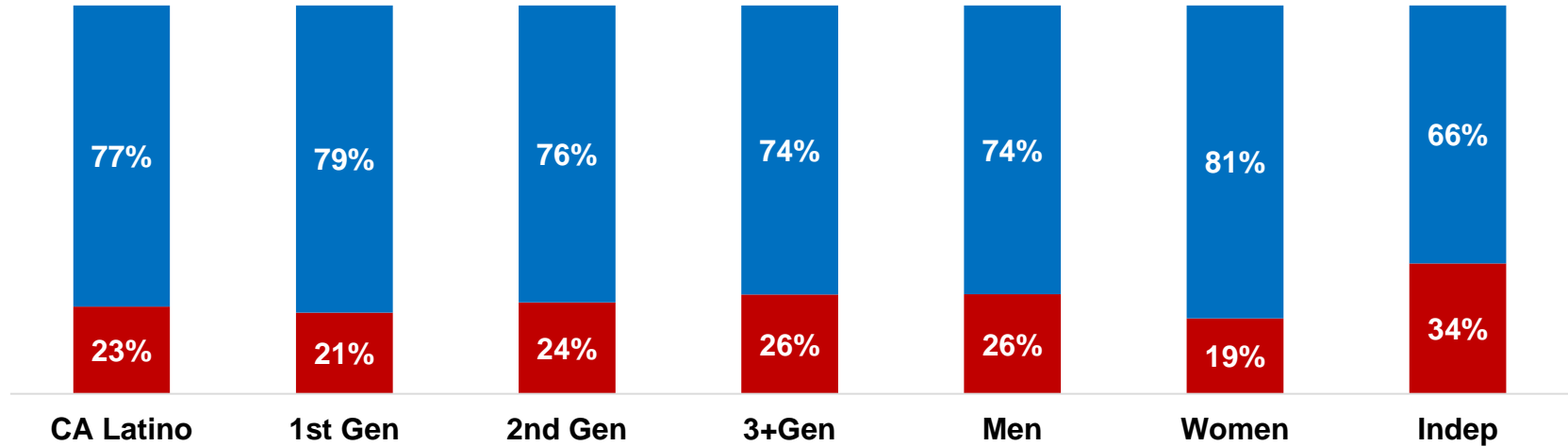
Source: Univision News/LCF California 2020 Super Tuesday Latino Voter Poll
Feb 21-28, 2020 (N=808) Margin of error +/- 3.5%

Impeachment

(Recently the U.S. Senate voted to acquit President Trump and voted against impeachment, allowing Trump to continue serving as President. Do you think Trump should have been impeached and removed from office, or not?)

16

■ Should NOT have been impeached or removed ■ Should have been impeached and removed

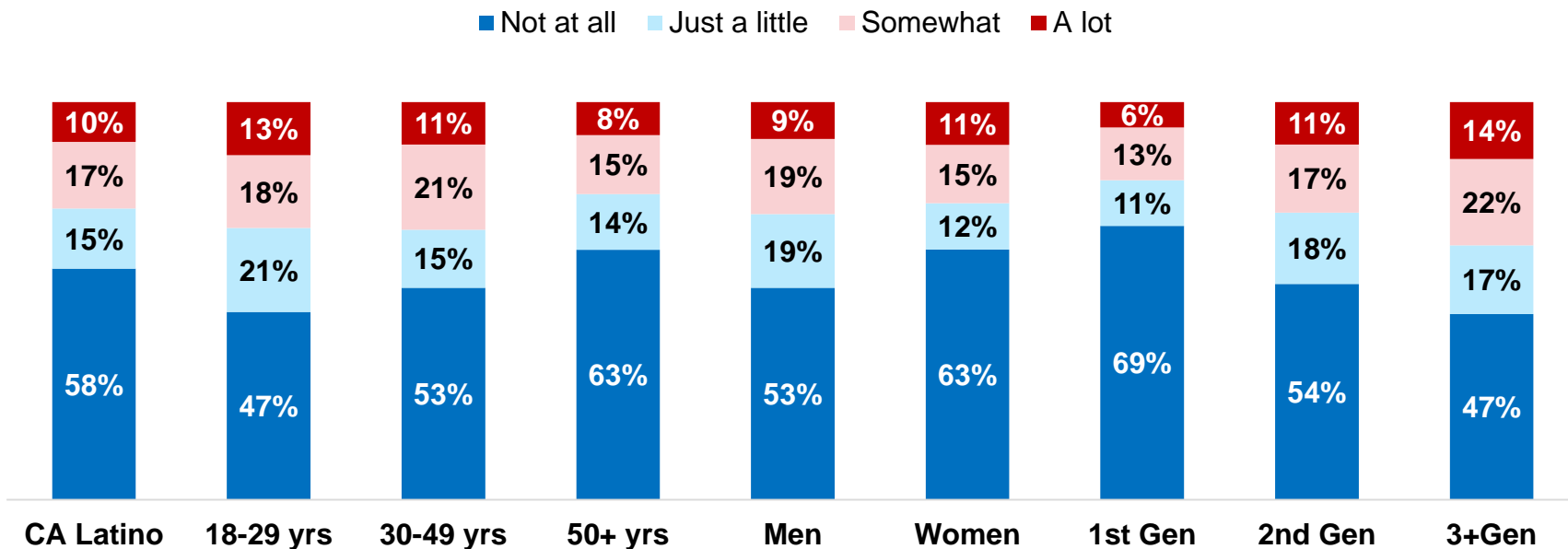


Source: Univision News/LCF California 2020 Super Tuesday Latino Voter Poll
Feb 21-28, 2020 (N=808) Margin of error +/- 3.5%

Personal Economic Situation

(President Trump often states that unemployment is very low and the stock market is doing very well. Do you feel that you have personally benefited, or not, from Donald Trump's economic policies?)

17



Source: Univision News/LCF California 2020 Super Tuesday Latino Voter Poll
Feb 21-28, 2020 (N=808) Margin of error +/- 3.5%

Racism and Discrimination Against Latinos

(Generally speaking, how much of a problem do you think racism against Latinos and immigrants is today?)

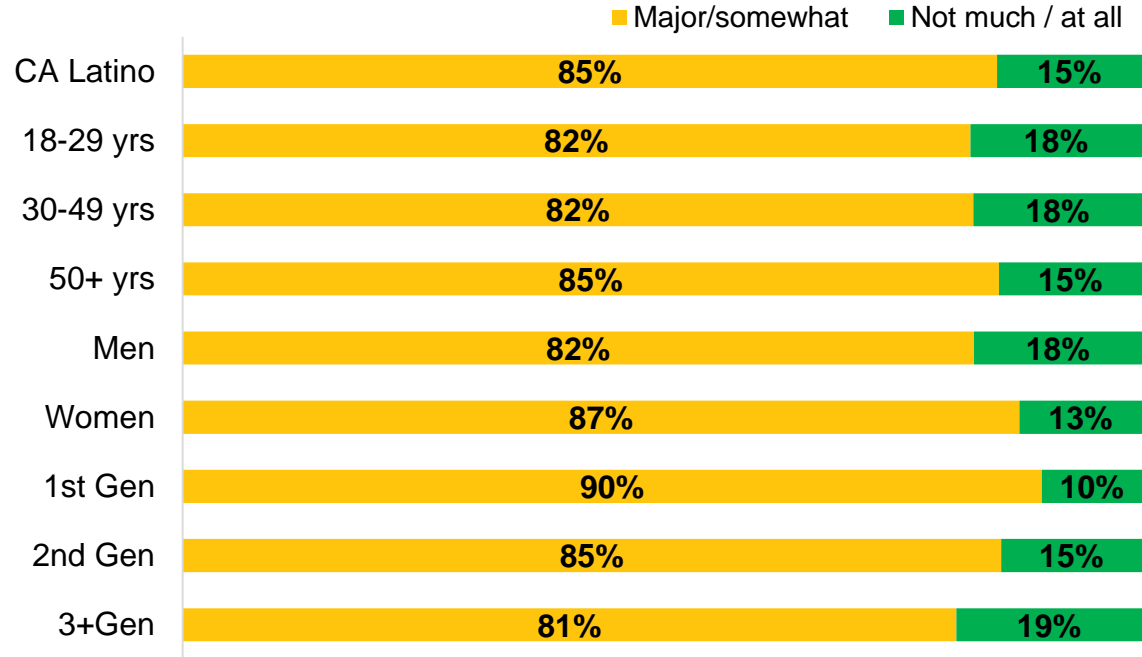
18

Major Problem 51%
Including:

18-29 yrs 51%
50+yrs 58%

Women 62%
1st Gen 70%
2nd Gen 51%

Mex Am 58%
Central Am 68%



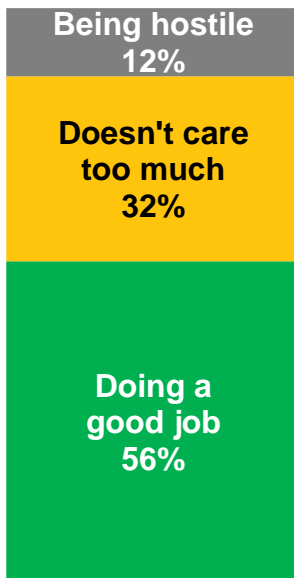
Source: Univision News/LCF California 2020 Super Tuesday Latino Voter Poll
Feb 21-28, 2020 (N=808) Margin of error +/- 3.5%

Views on Party Outreach to Latinos

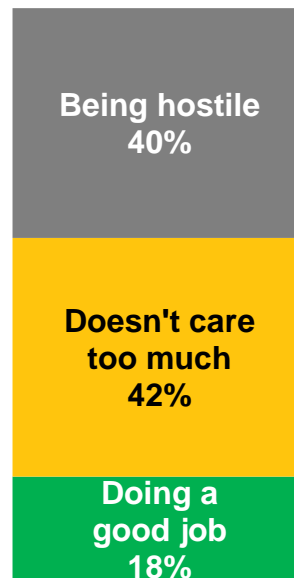
19

In what you have seen so far in the presidential primary campaign, would you say the [Democratic / Republican] candidates are currently doing a good job of reaching out to [Hispanics /Latinos], that they don't care too much about [Hispanics /Latinos], or that they are being hostile towards [Hispanics /Latinos]?

The Democratic Party Is...



The Republican Party Is...



Source: Univision News/LCF California 2020 Super Tuesday Latino Voter Poll
Feb 21-28, 2020 (N=808) Margin of error +/- 3.5%



CALIFORNIA 2020
SUPER TUESDAY
LATINO VOTER POLL